



VOLUME 9, NUMBER 9

NEWSLETTER

OCTOBER, 2015

**MEETING:**

OCTOBER 25, 2015

2 P. M.

It's About Thyme Nursery

11726 Manchaca Road

Austin 78748

512-280-1192

**NO FOOD; no pot luck**

**Directions:** Go south on Manchaca Road towards FM 1626. The nursery is about 2 miles from the intersection of W. Slaughter Lane and Manchaca Road at the SW corner of Manchaca and Frate Barker Road. If you get to FM 1626, you have gone too far. Turn around and go back about 5 miles.

**Meet in the begonia greenhouse.**

**October 15-18**

**Violet Crown Show**

**October 28**


**Bamboo Show/Sale**

**November 14**

**Japanese Delegation**

**November 10**

**AAGC Meeting**



BEGONIA 'PEARLII'

Although its origin is obscure, Begonia 'Pearlii' has a fine papillary surface, pointed heart-shaped leaves, and like *B. imperialis* types of begonias, it has a small narrow creeping rhizome that can be crowded with new leaves pushing out of the old axils. The pale green stipules with hairy keels guard the fuzzy pads of baby leaves, then turn to brown twists. The raised portions between the veins of the new leaves are diffused with red. Then it spreads to a flush on the back that is darker on the edges. When this shows on top as a brownish-green border, it looks like a rex. The first color is pewter-green, overlaid with a pinkish tint. The margins are ruffled and toothed showing little sprouts of hairs. The mature leaves become a jade green with the pearly pink light that gives the plant its name.

The first flowers are rather tall with pale green bracts around each flower. The male blooms are tiny, but none of the round, red-tinted buds open before they fall. The female blooms have twin petals at the tip of the ovary that look like pink polka dots.

**From Begonia Portraits by Alice M. Clark**

**MINUTES OF THE AUSTIN AREA BEGONIA SOCIETY BRANCH  
OF THE AMERICAN BEGONIA SOCIETY  
SEPTEMBER 27, 2015**

The Austin Area Begonia Society Branch of the American Begonia Society met Sunday, September 27, 2015, in the home of Jim and Joan Estes 7620 South Highway 183 in Lockhart, TX 78644. Members from the Alamo Branch included **Deva Brown, Eric Challain, Irma Challain, Sandy Justice, Leticia Luna, and Carol Orozco**. Others in attendance were **Betty Dunn, Jim Estes, Joan Estes, Raine Freeman, Ken Fuchs, Doris Hill, Jackie Johnson, James Johnson, Jim Landers, Arlene Lantz, Joe Marcus, Julie Marcus, Joe Moore, Nelda Moore, Valerie Morris, Adela Rojas, Verlene Schoen, and Lynn Sissney**. **Carol Orozco** is a dual member while **Deva Brown and Sandy Justice** joined the Austin Branch during this meeting in the beautiful country setting with many flowers and begonias flourishing.

There was visitation, delicious food, business meeting, and tour of the greenhouse and gardens. Each person received a begonia.

**Jackie Johnson**, president pro tem, called the meeting to order at 3:15 P.M.

The minutes were approved as published.

The treasurer's report will be presented at a later date, since **Valerie and Lynn Sissney** have not had time to balance the books. Lynn Sissney has been hospitalized while Valerie has been working as treasurer and membership chairman.

**Vicki Cole** gave a detailed report of the Austin Area Garden Council, which met September 8, in the auditorium as members remembered Celia Pearson, who died at 102. Some issues brought before the council included amount of rent for rooms, holding weddings during garden shows, parking problems, budget, keeping kitchen and refrigerator clean, bringing kitchen supplies, and need for volunteers for Zilker Garden Festival on April 2 and 3, 2016. Officers still needed include a treasurer and someone to be the editor of the "Down the Garden Path," the newsletter.

**Doug Byrom** has purchased some begonias for the booth during Zilker Garden Festival, but Lynn Sissney sold begonias during the Fall Plant Sale September 26.

**Vicki Cole, Joan Estes, and Raine Freeman** celebrated their birthday.

The next meeting will be October 25 when Chris Winslow will discuss his own techniques for propagating begonias in his nursery called It's About Thyme located at 11726 Manchaca Road in Austin 78748. The nursery has been sold, but Mr. Winslow will be opening a new nursery down the road.

The meeting was adjourned at 3:45 P.M.

Respectfully submitted,  
Nelda Moore, Secretary

## RECIPES FROM MEMBERS:

### Baked Beans from Nelda and Joe Moore

4 slices of bacon

½ cup chopped onion

**2** 1-pound cans pork and beans with tomato sauce

**2** Tablespoons brown sugar

**1** Tablespoon Worcestershire sauce

**1** teaspoon prepared mustard

Cook bacon till crisp; drain, reserving 2 tablespoons drippings. Crumble bacon. Cook onion in reserved drippings till tender, but not brown; add crumbled bacon to remaining ingredients, mixing well. Turn into 1 ½ quart bean pot or casserole. Bake uncovered at 350 degrees about one hour or less. Serves 6

### APPLE ANNIE'S CURRIED ORZO/RICE SALAD

Jackie Johnson as published in the Austin-American Statesman around 1995

#### Dressing:

1 cup peanut oil or other tasteless oil

¼ cup lemon juice

Two teaspoons salt

1 Tablespoon curry powder

½ cup white wine vinegar

½ cup sugar

½ teaspoon ground coriander

½ teaspoon turmeric

½ teaspoon black pepper

Pinch cayenne

½ cup parsley

Mix all ingredients together in mixing bowl. Set aside. Makes 2 cups of dressing.

#### Salad:

**2** cups uncooked orzo or basmati rice (Jackie uses basmati rice in this recipe)

½ cup golden raisins

½ cup toasted almonds ( Jackie uses blanched almonds)

¾ cup diced purple onion

2 cups diced green or red apple (do not peel)

Cook pasta or rice according to package instructions. While still warm, toss with dressing, mixing until pasta or rice is well coated (can just add dressing to pot of cooked rice and mix.) Add raisins, almonds, onions, and apple. If additional seasoning is desired, add more lemon juice or salt before serving. Makes about 2 quarts.



## WELCOME NEW MEMBERS:

Deva Brown 1507 Black Powder  
Sandy Justice 26826 Virgo Lane

San Antonio, TX 78264  
San Antonio, TX 78260



## PROPAGATION IN REVIEW:

Root cuttings in baby food jars so that the hormones assist with forming roots. Roots should be at least one-half inch long before planting in a small pot.

Root cuttings in perlite and vermiculite or peat moss or a combination of these. Use distilled or sterile water for moisture.

Rhizomatous, rexes, and tuberous begonias start from leaf cuttings with the exception of *B. luxurians* and some small mallet type canes. The leaf cuttings need a sterile moist medium in a covered container.

Over potting new plants will rapidly kill them. Use a 2 to 3 inch pot and re-pot in about 6 weeks or more.





## Begonias Shared on PLANET BEGONIA (Facebook)



B. 'Edinburgh' (brevirimosa)



B. 'Emerald Jewel'



B. 'Silver Limbo'



B. 'Metallic Mist' - Dan Heims



John Hamilton, Scottish hybridizer



John Hamilton's gigantic tuberous begonias



## AABS Meeting in Lockhart, September 27, 2015



The Three Birthday Amigas

