



PLEASE MEET IN THE AUSTIN AREA GARDEN AUDITORIUM AT 2

**MEETING:
FEBRUARY 25
2 P. M.
PROGRAM
By Brad Aldrich**

Please arrive for the meeting before 2 P.M.
The building is open to you by 1:30 P.M.

Zilker Botanical Garden 2220 Barton Springs Road Austin, TX 78746

POTLUCK

March 10 Plant Sale
Zilker Botanical Garden Auditorium and Greene Room 10A.M.

April 2-8
Begonias: *Très Bien* New Orleans, Louisiana
ABS/SWR Convention and GetTogether
Airport Hilton Hotel
901 Airline Drive
Kenner, LA 70062-6922

JACKIE JOHNSON'S PROGRAM ABOUT PLANT NUTRITION BEGINS AT 2 P.M. !

According to Jackie Johnson, Program Chair, Brad Aldrich will inform members about plant nutrition during the February 25th meeting of the Austin Area Begonia Society at 2 P.M.

It is important that nutrients and micronutrients in the soil are dissolved by water so that plant roots can absorb them, but each nutrient has an optimum range somewhere between 6.0 and 7.0. From 4.0, acid soil, to 9.0, alkaline, the neutral range of 7.0 shows nitrogen, phosphorus, potassium, sulphur, calcium, magnesium, and molybdenum absorbed at the optimum. From 5.0 - 6.0 iron, manganese, boron, copper, and zinc can provide nutrients to such plants as blueberries, azaleas, primroses, and camellias — even hibiscus.

Soil pH is a measurement used to tell the acidity or alkalinity of the soil when a soil test is performed by a soil kit, electronic meter, or lab kit that a person has sent off to evaluate.

JANUARY 28 MEETING: BEGONIA PROPAGATION


During the January meeting members enjoyed a delicious meal including chocolate pie before they placed a container of perlite and vermiculite on a tablecloth and began to select healthy leaves to dip in rooting powder before planting them in plastic containers and tiny cans. Valerie Morris showed tiny plants that had come from her April cuttings. Jackie told about her tools and brought the plant mix, water, and many containers that could be used for the leaf cuttings-whole leaf cuttings, wedge leaf cuttings, and cone-leaf cuttings.

(Continued on next page.)



**BEGONIA 'EARTH ANGEL' BY
WALTER DWORKIN IS #1025**

Priscilla Purinton, cultivar registrar, has announced Walter Dworkin's Begonia 'Earth Angel' as the Official International Registration # 1025.



Mr. Dworkin of 8 Rugby Rd, Westbury, New York 11590, developed this begonia in 1990 and distributed it in 1992. It was tested by Virginia Ketler of Houston, Texas and donated to the Fort Worth Botanic Garden.

This cane-like begonia has slightly undulate, ovate leaves in medium green with silver dots and a silver tip with maroon undersurface. The flowers are pinkish in outdoor light, but can look white indoors.

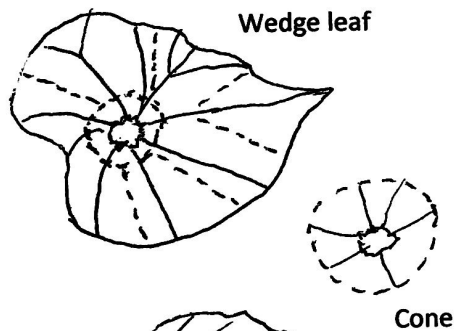
The seed parent is B. 'Jim Wyrzten' but the pollen parent is unknown.

Begonia 'Earth Angel' is on page 10 of The Begonian January/February 2018.


These exotic begonias invite you to join the American Begonia Society by contacting Linda Kammerer, P.O. Box 6261, Providence, Rhode Island 02940

After selecting the plastic container or the tuna fish can, each person used an ice pick to punch drain holes in the bottom. The easiest way is to heat the end of the pick and punch the tiny holes. From the huge container of perlite and vermiculite that had been dampened, individuals scooped the mix in the container and then selected a healthy leaf to cut to put in the rooting mixture. The leaves were labeled or the top of the container had the name of the begonia or begonias that were inside. The plastic cover or the plastic soft drink bottle was cut to fit over the container. These were taken home to place in a tray that would keep the leaves damp, but not soggy.

After 4 or 6 weeks these cuttings will be ready to transplant very carefully.



Whole leaf cutting



Cone leaf cutting



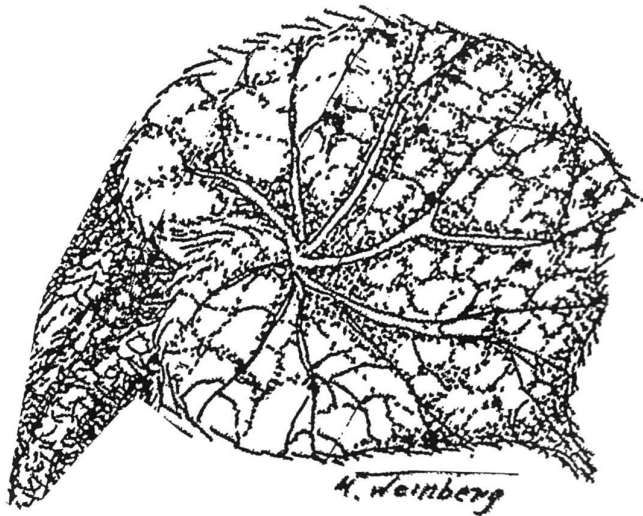


Tim Anderson's Rex Begonia 'Marion Palmer'

Springtime in the Begonia Garden in Zilker
Botanical Garden Conservancy



B. carrieae R. Ziesenhene



B. carrieae in section *Magnusia* was discovered in Ocosocoautla in Chiapas, Mexico by Thomas MacDougall on April 13, 1967, and described by Rudolf Ziesenhene in the May, 1976 *The Begonian*. It is named in honor of Carrie Karegeannes, who was then serving as nomenclature director of the American Begonia Society.

This rhizomatous begonia sends out lateral rhizomes freely. It has large lobed leaves of bright lime green with a rugose surface; veins are deep set, giving them a puffy effect, and covered with scale-like hairs that divide into longer terminal hairs. Flowers are white, and have tepals $\frac{3}{4}$ of an inch long. It is a moderate bloomer in early spring and in late winter.



The plant medium should be a very coarse loose soilless mix of 2 parts sphagnum peat moss, 1 part vermiculite, 1 part perlite, and 2 tablespoons of powdered horticultural lime in a clay pot, not a terrarium. Overwatering causes rot; therefore, allow the growing medium to dry out between waterings. Keep the plant cool; it does not like heat. To propagate trim a leaf, leaving the center with a 3 inch diameter and a 3 inch stem. Fill a 4 inch pot with perlite, moistened well, and put the leaf on top of it. Then place the pot in a clear plastic shoe box with about 1 inch of water. The leaf stem will send out roots all over the top of the perlite.

Members who attended the Austin Area Begonia Society Branch Meeting in January included the following: **Charlotte Boyle, Betty Dunn, Kenneth Fuchs, Doris Hill, Jackie Johnson, Jim Landers, Nelda Moore, Valerie Morris, and Verlene Schoen.** Jim Landers brought plants that he shared with us. Thank you for being a begonia grower and being so generous.



