

# American Iris Society



**Region 17 Newsletter**

**Spring 2015**

# 2015 National Convention



**May 18-23, 2015**

**Portland, Oregon**

**[ais2015portlandconvention.com](http://ais2015portlandconvention.com)**

## Inside this issue:

Letter from the Editor	4	2014 Region 17 AIS Photo contest winners	33
Region 17 Officers & Chairs	5	What Judges Look For	34
RVP Corner	6	Belton IS Report	36
Region 17 Affiliates	7	Benson IS Report	36
AIS Region 17 Judges & Apprentices	8	Fort Worth IS Report	37
2015 Region 17 Calendar	10	IS of Austin Report	38
AIS Exhibition Committees	11	IS of Dallas Report	38
Judges Training Notifications	12	Johnson Co. I&DS Report	39
Region 17 Meeting	13	Lone Star IS Report	40
You Meet the Most Interesting People (Blog)	14	North Plains IS Report	41
Treasurer's Report	19	Permian Basin IS Report	42
Membership Report	20	Piney Woods IS Report	42
Lloyd Zurbrigg-Clarence Mahan Seedling Cup	21	Texoma Rainbow IS Report	43
Time to Fertilize	21	South Plains IS Report	44
Record Keeping Made Easy	22	Waco IS Report	44
Youth Report	23	West Texas IS Report	45
Historian Report	25	2015 National Convention Silent Auction	46
It's That Time of Year	26	Iris Terms Word Search	Inside back cover
2015 AIS Photo Contest	31	Region 17 Commercial Gardens	Back Cover

### The American Iris Society Contact Info:


Web: <http://www.irises.org/>

Facebook: <https://www.facebook.com/theamericanirissociety>

Twitter: @TweetAIS

Region 17 is a 501(c)3 non-profit affiliate of AIS

<http://www.aisregion17.org/>



# Letter from the Editor

By Debbie Strauss

I am giving another great big thank you to Peggy for getting out the spring edition of the Region 17 newsletter. I am doing better with my ankle recovery, but I am still not getting access to my computer room and am typing on my lap with a tiny screen. I am attending

physical therapy three times a week for 3 hours a day. I am supposed to have 9 more weeks. I am excited about getting back to walking on the ankle in about three weeks! Thanks for all your good wishes!

---

## Letter from the *Spring Edition* Editor

By Peggy Cathey



First, I would like to thank each of our Region 17 Affiliates and our Board Members for all the help I have received to make getting our Region 17 Spring Newsletter published in a timely fashion. Your articles and club information are the backbone of this newsletter. It can only be as good as the articles you write and send in.

Our Spring 2015 Newsletter is full of information about all of our affiliate iris shows and spring sales. These are the fun and exciting times for our clubs because we get to “strut our stuff” and show all our friends and community the beauty of our favorite flower—the **IRIS**. I know I will be looking forward to the Fall 2015 issue when we find out who and what were the show winners. Please be sure to take photos of your winners and

submit them for the Fall Newsletter.

It is fun to see reports from each and every one of our Region 17 Affiliates. It is nice to share ideas for programs, ways to encourage more members and the one thing every club needs—how to get more participation from members. If you have any ideas of what works and what doesn’t, please share with us. This will not only help our clubs grow, but our Region and AIS will grow, as well.

I have enjoyed working on the Fall-Winter Newsletter and especially this Spring edition. I am turning it back over to Debbie, so please send your Fall reports to her.

Here is wishing you a great Spring and Summer and the best bloom season ever!



## Region 17 Officers & Chairs for 2013-2016

RVP-Dawn Boyer	1900 Daws Dr., Amarillo, TX 79124 806-881-9775 <a href="mailto:dawn.boyer@yahoo.com">dawn.boyer@yahoo.com</a>
Ass't RVP-Peggy Cathey	1115 HCR 1414, Covington, TX 76636 254-854-2558 <a href="mailto:natvtxn1@gmail.com">natvtxn1@gmail.com</a>
Secretary-Nelda Moore	607 Westlake Dr., West Lake Hills, TX 78746 512-27-0401 <a href="mailto:neldamoore6947@att.net">neldamoore6947@att.net</a>
Treasurer-Ramona Howard	3604 43rd St., Lubbock, TX 79413 806-746-6002 <a href="mailto:rhoward3604@sbcglobal.net">rhoward3604@sbcglobal.net</a>
Judges Training-Dana Brown	1506 S. Aspen, Lubbock, TX 79403 806-746-6002 <a href="mailto:ddbrow@sbcglobal.net">ddbrow@sbcglobal.net</a>
Youth Advocate-Vicki Howard	P. O. Box 113, Rio Vista, TX 76093-0113 817-933-1057 <a href="mailto:vickihoward79@yahoo.com">vickihoward79@yahoo.com</a>
Membership-Peggy Cathey	1115 HCR 1414, Covington, TX 76636 254-854-2558 <a href="mailto:aisregion17membeshipchair@gmail.com">aisregion17membeshipchair@gmail.com</a>
Newsletter-Debbie Strauss	2213 Hereford Blvd., Midland, TX 79707 432-352-5483 <a href="mailto:debrastrauss@outlook.com">debrastrauss@outlook.com</a>
Historian-Jim Landers	710 N. 11th, Temple, TX 76501-3016 254-773-5017 <a href="mailto:jimlanders43@hotmail.com">jimlanders43@hotmail.com</a>
Past RVP-Gordon Carver	448 Azle Hwy., Weatherford, TX 76085
Parliamentarian-Gordon Carver	817-946-8473 <a href="mailto:gcarver@flash.net">gcarver@flash.net</a>



Deadline for articles and events for the Fall newsletter is **September 15** and the Spring newsletter is **February 15**. Please send your club reports, officer reports, and articles to: [debrastrauss@outlook.com](mailto:debrastrauss@outlook.com)



## RVP Corner

Dawn Boyer, RVP



As I write this, we are having record breaking temperatures in the 80's. It is Feb. 8. Of course, that means I am having spring fever and noticing that my irises are shooting up leaves. Now, all I have to do is pray for freezes to end by the first of April. If the weather is anything like the last two years, we will get late April freezes and all my SDB, BB, IB, and Arilbred buds will freeze before I see them bloom. So, I am hoping for a better year, when it comes to the early bloomers.

I have received affiliation papers and fees from 6 Societies so far, so thanks to those who have taken care of that duty. A reminder to



the other Societies, I need the paperwork and checks in my hands by March 1 at

the latest.

I noticed that the hybridizers are sending their catalogs out quite early this year. I received my first one in January. Others are to be delivered to me this week, so the hybridizers are getting in the mood, too, I guess. It is always exciting to see what different introductions are for sale and what unique ones I can try to find room for in my garden.

Hope you have started saving up for the Region 17 Meeting in Dallas this August. Details are here in the newsletter, see page 11. The Iris Society of Dallas is working hard to make sure the Region 17 Meeting is a memorable one. Those of you who are a member of one or more of the other 13 Societies, please consider asking your iris friends if next year your Society could host the 2016 Region 17 Meeting. The board and past host Societies would gladly help show you how to do it, even if you have not hosted one before or if it has been several years since your Society has been a host city. Also, it does not take a lot of people to make a meeting a success. We found that out last year. Please think about it!

Have fun watching your new iris crop become a reality and be sure to fertilize, water, and baby them so that you have several prize winners to show this year. Let's be grateful that we do not live on the snowy East Coast this year because those irisarians might not see dry ground again until June!!!!



## Region 17 Affiliates

**Belton (BIS)** Karen Woods—President 3306 E. Munroe Ave., Temple, TX 76501, Ph. 254-217-1750 [gemhem@gmail.com](mailto:gemhem@gmail.com)

**Benson (BIS)** Mary Rhoads—President 16012 FM 1954, Wichita Falls, TX 76310 [merhoads@clearwire.net](mailto:merhoads@clearwire.net)

**Fort Worth (FWIS)** Kay Anderson—President 1007 S. Waco, Weatherford, TX 76086, Ph. 817-597-8912 [wkanderson@sbcglobal.net](mailto:wkanderson@sbcglobal.net)

**IS of Austin (ISA)** Pat Byrne—President 1102 Aster Dr., Katy, TX 77493 Ph.281-391-6190 [patb1@consolidated.net](mailto:patb1@consolidated.net)

**IS of Dallas (ISD)** Michael Reed—President 3425 Apple Valley Dr., Farmer's Branch, TX 75234 Ph. 972484-5449  
[4mikereed@tx.rr.com](mailto:4mikereed@tx.rr.com)

**Johnson Co Iris-Daylily (JCI&DS)** Glenn Huddleston—President 972 HCR 2128, Whitney, TX 76692-4960 Ph. 254-694-5446  
[iris.daylilies@gmail.com](mailto:iris.daylilies@gmail.com)

**Lone Star (LSIS)** June Hivnor—President PO. Box 214, Pottsville, TX 76565 Ph. 254-372-3008 [pjhivnor@gmail.com](mailto:pjhivnor@gmail.com)

**North Plains (NPIS)** Bill Pittman—President 4211 S. Washington, Amarillo, TX 79110 Ph. 806-679-7351 [bpit@suddenlink.net](mailto:bpit@suddenlink.net)

**Permian Basin (PBIS)** Pat Jones—President 12324 W. Palomino Dr., Odessa, TX 79764 Ph. 432-230-2484 [nonnie142@yahoo.com](mailto:nonnie142@yahoo.com)

### **Piney Woods (PWIS)**

**South Plains (SPIS)** Pam Lamb—President 3610 Chickadee Rd., Leveland, Tx 79336 Ph. 806-300-7859, [tplamb86@yahoo.com](mailto:tplamb86@yahoo.com)

**Texoma Rainbow (TRIS)** Sharron Gibbons—President 3361 Gibbons Rd., Sherman, TX 75092 Ph. 903-819-3797  
[sharron\\_gibbons@yahoo.com](mailto:sharron_gibbons@yahoo.com)

**Waco (WIS)** Glenn Huddleston—President 972 HCR 2128, Whitney, TX 76692 Ph. 254-694-5446 [wacoiriss@gmail.com](mailto:wacoiriss@gmail.com)

**West Texas (WTIS)** Debbie Strauss—President 2213 Herford Blvd., Midland, TX 79707 432-697-6340 [debrastrauss@outlook.com](mailto:debrastrauss@outlook.com)



# 2015 American Iris Society

## Region 17 Judges & Apprentices

### Emeritus

**Bonnie Nichols** 3365 Northaven Rd. Dallas, TX 75229 214-352-2191  
[bjnhtn@aol.com](mailto:bjnhtn@aol.com)

**Hooker Nichols** 3365 Northaven Rd. Dallas, TX 75229 214-352-2191  
[bjnhtn@aol.com](mailto:bjnhtn@aol.com)

**Gordon Green** 1925 S. Fannin Ave. Denison, TX 75020 903-463-5468  
[johngord@cableone.net](mailto:johngord@cableone.net)

### Master

**Elmer (Art) Addington** 2406 28th St., Lubbock, TX 79411 806-785-5224  
[artadd@yahoo.com](mailto:artadd@yahoo.com)

**Alene Arnold** 103 Range Trail, Amarillo, TX 79108 809-383-674 8  
[alene.d.arnold3@gmail.com](mailto:alene.d.arnold3@gmail.com)

**Dr. Lew M Begley** 1930 Wilkinson Rd., Mesquite, TX 75181  
972-289-7107 [lewgeo@aol.com](mailto:lewgeo@aol.com)

**Dana Brown** 1506 Aspen Ave., Lubbock, TX 79403 806-746-6002  
[ddbrow@sbcglobal.net](mailto:ddbrow@sbcglobal.net)

**Vernon Brown** 1506 Aspen Ave., Lubbock, TX 79403 806-746-6002  
[vgbro@sbcglobal.net](mailto:vgbro@sbcglobal.net)

**Pat Byrne** 1102 Aster Dr., Katy, TX 77493 281-391-6190  
[patb1@consolidated.net](mailto:patb1@consolidated.net)

**Ramona Howard** 3604 43rd St., Lubbock, TX 79413 806-792-1878  
[rhoward3604@sbcglobal.net](mailto:rhoward3604@sbcglobal.net)

**Keith A Smith** 7046 St. Augustine Dr., Frisco, TX 75033 214-618-1800  
[masfw@flash.net](mailto:masfw@flash.net)

**Debra Strauss** 2213 Hereford Blvd., Midland, TX 79707 432-352-5483  
[debrastrauss@outlook.com](mailto:debrastrauss@outlook.com)

**Mary Wilber** 4913 71st St., Lubbock, TX 79424 806-794-2512  
[randmwilber@att.net](mailto:randmwilber@att.net)

### Garden

**Dawn K Boyer** 1900 Daws Dr., Amarillo, TX 79124 806-881-9775  
[dawn.boyer@yahoo.com](mailto:dawn.boyer@yahoo.com)

**Gordon Carver** 448 Azle Hwy, Weatherford, TX 76085 817-946-8473  
[gcarver@flash.net](mailto:gcarver@flash.net)

**Happy Carver** 448 Azle Hwy, Weatherford, TX 76085 817-946-8473  
[gcarver@flash.net](mailto:gcarver@flash.net)

**Peggy Cathey** 1115 HCR 1414, Covington, TX 76636 254-854-2558  
[natvtxn1@gmail.com](mailto:natvtxn1@gmail.com)

**Alverton (Al) Elliott** 104 Saddle Trail, Georgetown, TX 78633 432-694-5435  
[aaelliott@grandecom.net](mailto:aaelliott@grandecom.net)



## 2015 American Iris Society Region 17 Judges & Apprentices (cont.)

**Connie Ford** 17391 Mary Martin Dr., Flint, TX 75762 432-413-9978  
[conniecoo60@yahoo.com](mailto:conniecoo60@yahoo.com)

**Alex Harding** 448 Azle Hwy, Weatherford, TX 76085 817-594-4537  
[hardingaggies@aol.com](mailto:hardingaggies@aol.com)

**Claire Harding** 448 Azle Hwy, Weatherford, TX 76085 817-594-4537  
[hardingaggies@aol.com](mailto:hardingaggies@aol.com)

**Vicki Howard** PO Box 113, Rio Vista, TX 76093 817-933-1057  
[vickihoward70@yahoo.com](mailto:vickihoward70@yahoo.com)

**Jim Landers** 710 N 11th St., Temple, TX 76501 254-773-5017  
[jimlanders43@hotmail.com](mailto:jimlanders43@hotmail.com)

**Rich Miller** 945 Goodwin, Plano, TX 75023 972-423-4901  
[vmiller@hotmail.com](mailto:vmiller@hotmail.com)

**Dell Perry** 800 Purcell Dr., Plano, TX 75025 972-816-3418  
[seandelirises@yahoo.com](mailto:seandelirises@yahoo.com)

**Shelia Senghas** PO Box 174, Concan, TX 78838 830-275-9409  
[earthmother999@yahoo.com](mailto:earthmother999@yahoo.com)

### Apprentice

**Pam Lamb** 3610 Chickadee Rd., Levelland, TX 79366 806-297-3248  
[tplamb@odsy.net](mailto:tplamb@odsy.net)

**Laura Smargiasso** 4168 Saint Leger Dr., Cleburne, TX 76033  
817-202-9808 [smarg1@aol.com](mailto:smarg1@aol.com)

**Kathy Wade** 4304 Vista Ridge Ln., Alvarado, TX 76009 682-300-6943  
[wadefemk@yahoo.com](mailto:wadefemk@yahoo.com)

### Candidate

**Sandy Brown** 2824 Welling Ave. Ft. Worth, TX 76110 817-915-2026  
[sandyjohn@charter.net](mailto:sandyjohn@charter.net)

**William Calhoon** 982 CR 4100, Meridian, TX 76665 254-253-0643  
[bill\\_bob\\_calhoon@yahoo.com](mailto:bill_bob_calhoon@yahoo.com)

**Janet Jemelka** 10036 Crestline Trl, Bursleson, TX 76028 817-783-5558  
[thejemelkas@sbcglobal.net](mailto:thejemelkas@sbcglobal.net)

**Billy Pittman** 4211 S. Washington, Amarillo, TX 79110 806-679-7351  
[bpit@suddenlink.net](mailto:bpit@suddenlink.net)

**Michael Reed** 3425 Apple Valley Dr., Farmers Branch, TX 75234 972-484-8449  
[mereed@drs-rsta.com](mailto:mereed@drs-rsta.com)

**Judy Schneider** 1778 CR 107, Whitesboro, TX 76273 940-594-5557  
[ilkapps@hotmail.com](mailto:ilkapps@hotmail.com)

**Dara Smith** 2703 Park View Dr., Austin, TX 78757 512-454-1430  
[desmith@austin.rr.com](mailto:desmith@austin.rr.com)

**Gailmae Suite** 2634 Ellis St., Lot A-1, Venus, TX 76084 817-477-4454  
[metex65@yahoo.com](mailto:metex65@yahoo.com)

# 2015 AIS Region 17 Calendar

## Iris Shows

April 4, 2015	Belton IS Iris Show, Belton
April 11, 2015	IS Austin Iris Show, Austin
April 11, 2015	Waco IS Iris Show, Waco
April 18-19, 2015	Fort Worth IS Iris Show, Fort Worth
April 18, 2015	Johnson Co. I&DS Iris Show, Cleburne
April 18, 2015	West Texas IS Iris Show, Midland
April 19, 2015	Lone Star IS Iris Show, Hico
April 25, 2015	Benson IS Iris Show, Wichita Falls
April 25, 2015	Permian Basin IS, Iris Show, Odessa,
April 25, 2015	South Plains IS, Iris Show , Lubbock
April 25, 2015	Texoma Rainbow IS, Iris Show, Van Alstyne
April 26, 2015	IS Dallas Iris Show, Dallas
May 2, 2015	Piney Woods IS, Iris Display, Mount Pleasant
May 10, 2015	North Plains IS, Iris Show, Amarillo

## Society Iris Sales

April 11, 2015	Waco IS, Potted Iris Sale at Show
April 12, 2015	Waco IS, Potted Iris Sale at <i>Gardener's Gathering</i> , Woodway
April 17-18, 2015	Belton Rhizome Sale
April 18, 2015	Johnson Co. I&DS Potted Iris Sale at show
May 2, 2015	Piney Woods, Mount Pleasant, at Iris Display
July 11, 2015	North Plains IS, Amarillo
Aug. 22, 2015	IS of Dallas Rhizome Sale
Sept. 12, 2015	IS Austin Rhizome Sale
Sept. 12, 2015	Johnson Co. I&DS Plant Sale, Cleburne
Sept. 15, 2015	South Plains IS Sale, Lubbock
Sept. 19, 2015	Texoma Rainbow IS Sale, <i>Sherman Autumn Fest</i>
Sept. 19, 2015	IS of Dallas, Rhizome Sale
Sept. 26, 2015	Fort Worth IS Sale, Ft. Worth
Sept. 26, 2015	Waco IS Rhizome Sale
Oct. 3, 2015	Texoma Rainbow IS Sale, <i>Denison Main Street Festival</i>

## 2015 AIS Region 17 Calendar of Events (cont.)

### Conventions/Regional Meetings

May 18-23, 2015 AIS National Convention, Portland, Oregon,  
*Iris in Wonderland*

Aug. 14-15, 2015 Region 17 Meeting, Dallas, TX

May 23-28, 2016 AIS National Convention, Newark, New Jersey

May 22-26, 2017 AIS National Convention, Des Moines, Iowa

### Judges Training

(more details on next page)

April 4, 2015 Fort Worth Iris Society in Garden Judges Training  
*Arils & Arilbreds and Medians* Dell Perry Garden, Plano, TX

April 16, 2015 Johnson County Iris & Daylily Society in Garden  
Judges Training *Evaluating and Point Scoring Iris in the Gar-  
den and in the Show*, Winston Patrick McGregor Park, Cle-  
burne, TX

*Judges Training Classes are not just for those who are or are training to be iris judges. All irisarians can benefit from: learning what judges look for when judging show stalks, how to identify a good iris in the garden, being exposed to new types of irises, or finding out what all the iris awards mean. For judges and judges-in-training, Judges Training Classes are essential for maintaining or achieving their judgeship. These classes include both classroom instruction and in-garden evaluation.*



## 2015 American Iris Society Exhibitions Committee



### Exhibition Schedules:

Lois Rose, PO Box 30, Partlow, VA 22534 504-582-5799

[lowy222@aol.com](mailto:lowy222@aol.com)

### Exhibition Supplies:

Susan Boyce, 5123 South 3500 West, Roy, UT 84067 801-644-7172

[irisgal@hotmail.com](mailto:irisgal@hotmail.com)

### Exhibition Show Reports:

Karen & Ray Jones, 106 Harold Court, Winchester, VA 22602

504-542-1620 [ramonwjones@comcast.net](mailto:ramonwjones@comcast.net)

# JUDGES TRAINING CLASS NOTIFICATIONS

## AMERICAN IRIS SOCIETY - Region 17

A Judges Training Class has been scheduled for **April 4, 2015**

In-garden training **1/1 hours**

Topic: **Aril & Arilbred**

**Median**

Instructor: **Dell Perry**

**Happy Carver**

Credit Hours: **2**

Cost: **\$10.00**

Location (place and address): **Home of Dell Perry**

**800 Purcell Dr.**

**Plano, TX 75025**

Time: **9:00 am— 10 am**

**10:15 am—11:15 am**

Hosted by: **Fort Worth Iris Society**

Please RSVP so that you can be notified if the date must be moved:

Name: **Happy Carver**

Address: **448 Azle Hwy**

**Weatherford, TX 76085**

Phone: **817-946-8473**

EMAIL: **gcarver@flash.net**

A Judges Training Class has been scheduled for **April 16, 2015**

In-garden training **2 hours**

Classroom training **1 hour**

Topic: **Evaluating and Point Scoring Iris in the Garden and For Show**

Instructor: **Peggy Cathey**

Credit Hours: **3**

Cost: **\$5.00**

Location (place and address): **Winston Patrick McGregor Park, 1628 W. Henderson (on corner of Colonial – enter from Colonial across the street from Walmart), Cleburne, TX 76033**

Time: **9:00 am - Noon**

Hosted by: **Johnson County Iris and Daylily Society**

Please RSVP to:

Name: **Peggy Cathey**

Address: **1115 HCR 1414**

**Covington, TX 76638**

Phone: **254-854-2558 or 817-666-9002**

EMAIL: **natvtxn1@windstream.net**

# 2015 Region 17 Meeting

By Dell Perry

The Regional for 2015 will be held in Dallas on Friday/Saturday August 14-15, 2015, hosted by The Iris Society of Dallas.

Our host hotel will be The Crowne Plaza in Addison – the same hotel that was used for the 2013 and 2014 AIS National Conventions. The room rate will be \$90 +tax per night. To reserve your room, contact the hotel DIRECTLY at 972-980-8877 – block code: IRI - say you are with the Iris Society of Dallas or do so online using the hotel link provided on the Iris Society of Dallas website – [www.irises-dallas.org](http://www.irises-dallas.org). We have reserved a small room block, so **please book early** to ensure a room at the \$90 rate. Rate is guaranteed until July 24, 2015.

Regional registration is \$50. The Judges Training class is \$10. Please be sure your registration is emailed or postmarked no later than August 5<sup>th</sup> to avoid the \$10 late charge. Friday dinner will be BBQ. For the Saturday banquet you may select chicken or vegetarian.

We will have a Hospitality Room available from 3:00 p.m. Friday through Saturday evening. The Tall Bearded Iris Society (TBIS) will be having their Annual Board Meeting in conjunction with the Regional

and will be using the Hospitality Room for their Friday evening and Saturday meetings, during which time it will be closed to Regional attendees. On Saturday morning we will provide muffins, pastries, yogurt, fruit, coffee and juice in the Hospitality Room. In addition, for those who wish to eat Saturday breakfast at the hotel restaurant, we will be offering a coupon when you check in.

Friday night will be BBQ and something fun.

Saturday will be Judges Training in the morning, the Regional business meeting, and the ever popular IRIS AUCTION followed by the banquet and program. Our guest speaker will be Hugh Stout, Jr., hybridizer and owner of Stout Gardens at Dancingtree in Oklahoma City, Oklahoma. Plans are in the works for a Silent Auction and /or Raffle.

Check out the ISD website – [www.irises-dallas.org](http://www.irises-dallas.org) - for updates and registration form. Contact Bonnie Nichols with any questions at [bjnhtn@aol.com](mailto:bjnhtn@aol.com) or 214-676-9892.

***See insert for registration form.***



# You Meet the Most Interesting People On a Tour Bus

by Dennis Deegan

**Note: The following is from a blog Mr. Deegan wrote in 2010. Submitted by Debbie Strauss and used with permission. If you don't know Venita Faye Scott personally, she is a member of the Fort Worth Iris Society and Region 17. She is still going strong and will be attending the convention in Portland this year. She is a sweetie and very generous with her time and iris. She even volunteers with the planting of irises at the Fort Worth Botanic Garden.**



Did I tell you the one about the 82 years young woman that I met while on the Tour bus? We toured several Iris Gardens at the National Iris Convention hosted by the Madison, WI Iris Society. She sat right in front of me. Her name was Venita Faye. Did you ever hear of the name Venita before? I surely hadn't known anyone with that name. It sounds like a derivative of the name Venus, as in Venus De Milo.

We had assigned bus seats for three days of garden tours so the captain could keep track of us. (Like school kids) Venita had a friend named Annette that sat next

to her. Annette had a southern drawl that wouldn't quit. She also had a very dry sense of humor; beat you to the punch, too. They were total cut-ups. We had more fun razzing each other. When Venita wanted to tell me something she would reach around her seat, on the isle side and tap my ankles to get my attention. (The bus noise made it hard to hear each other) She did this several times while we were traveling to the next Iris Garden.

To get their attention I would lean up and poke my head between the two seats in front of me. "Ok," I said softly, "I am not going to goof off anymore, I will leave you two in peace". I leaned back in my seat, pretending I was sincere; knowing that they didn't believe me one bit. Simple fun. Makes you wonder why we don't loosen up and be spontaneous more often. Do you

## Blog, cont.

find the time and place to just let go once in a while and be spontaneous?

**How many 82 year old women do you know that are as sharp as a tack?**



In addition to being very alert and talkative, Venita Faye was very good with her camera. She shared some of her shots of Iris with me, and I told her "Venita, I think the color in your camera is superior to my camera. Any chance I could get a copy of your photos". "Sure, she said enthusiastically; when I get back I will have a friend of mine put them on a disc for you and I will mail them to you". "That would be great, I will give you some money for your expense". I said. "Oh, don't worry about it, we can handle that afterwards", she replied. Well, two weeks after the convention, guess what I got in the mail yesterday? Yep, a CD; a disc with all her pictures on it. I hurriedly downloaded it to check out the color and quality of the pictures. Sure enough, spectacular photos of

guest Irises grown specially for the American Iris Society convention. I will soon begin to display some of her photos as well as mine. Together we probably have over 600 shots.

**It impressed me that she would go out of her way for a stranger**

It touched me that a total stranger (who became my friend on the bus) was willing to have her photos burned to another disc and take the time and effort to package and mail them to me, at her expense. I wanted to thank her in a special way. She had an Iris hybrid named after her; the Iris is called **VENITA FAYE**, I thought it would be fun to create a greeting card for her using the flower named for her.

**I made a trip to Fed Ex Office to make an original Greeting Card**



I downloaded a picture of her Iris on a flash drive, went over to my favorite Fed X Office store and had them create an original Iris card for her. In addition I had an 8x10 of

## Blog, cont.

the same flower printed and I plan to frame it and send it to her. As I got home I decided "I have to write my Thank you note to Venita right away." First I had to print my Garden of Deegan logo on the card and that took quite a while to get set up; the margins, etc. Then I had to score the center of the card so I could fold it; all this work before I could put pen in to hand to write some kind thoughts. "No time like the present", I thought. "I have to mail this card to her tomorrow".

In the card, I told her how sweet she was to be willing to send me all her Iris photos. I hope she is surprised when she opens her mail to discover an original greeting card I made for her. In addition I will send her today, under separate cover, a nice 8 X 10 color photograph of her Iris: **Venita Faye**. It was hybridized by a long time hybridizer named Keith Keppel, He registered the new Iris in 2008.



***For in the dew of little things the heart finds it's morning and is re-freshed.***

The above verse is from The Prophet, by Kahlil Gibran. It is amazing how simple things can give you so much joy. It was fun getting the photos from my Texas friend and then enjoyable creating the card. I have to tell you that I left a voice mail for Venita after the CD arrived at my home. She called me back and we talked for several minutes. When I asked her how the weather was, She said, "It's hotter n hell down here; 102 degrees". She just came in from mowing the grass. I said, "What? you are still mowing the grass at your age"? She replied, " Sure, why not, it gives me exercise and I can handle it". I was quite impressed with Venita before, but now I was astonished by her zest for life. Just think, 82 years old, lives alone, does her own chores, flew to Madison Wisconsin by herself and takes time to make others happy.

I want to be that engaged when I am 82. My goal is to live to about 85. Ever think about how long you would like to live? Of course my ideal would be to have the physical health to be pulling weeds at 85. Unless I can be pruning my apple trees and picking raspberries from my raspberry patch in my 80's I may prefer the Garden in the Sky rather than passing time in a nursing home. That is not a put down of nursing homes; my brother is in a very nice home and receives excel-



## Blog, cont.

lent care from dedicated staff. I just prefer being active. My new Texas friend put it this way (when I told her I was impressed with how ram-bunctious she was) "Well, you might as well live until you die". I couldn't have said it better.

### Ever have something named after you?

Venita's late father was an active member of the American Iris Society and would take her to the annual conventions. Over the years she got to know some of the hybridizers (dedicated plant people who cross pollinate different Irises in order to create new variations) that knew her Dad. One of these hybridizers was Keith Keppel. (See picture on previous page) He became friends with Venita and in 2008 Keppel named one of his new hybrid Tall Bearded Iris after Venita. He named it **VENITA FAYE**. What a nice tribute to a lovely lady and a warm recognition of a long family friendship.

Just think, if you join your local Iris Society you could learn how to hybridize Iris and perhaps name an Iris after one of your loved ones. You have to admit that would be a fairly creative expression of love. Do you remember the poem from the Victorian era poet Elizabeth Barrett Browning: **How do I love thee?** It is worth reading once again: (See Elizabeth's Barrett

Browning 1806-1861 picture below.)

*How do I love thee? Let me count the ways.*

*I love thee to the depth and breadth and height*

*My soul can reach, when feeling out of sight*

*For the ends of Being and ideal Grace.*

*I love thee to the level of everyday's  
Most quiet need, by sun and candle-light.*

*I love thee freely, as men strive for Right;*

*I love thee purely, as they turn from Praise.*

*I love thee with a passion put to use  
In my old griefs, and with my childhood's faith.*

*I love thee with a love I seemed to lose  
With my lost saints, --- I love thee with the breath,*

*Smiles, tears, of all my life! --- and, if God choose,*

*I shall but love thee better after death.*



This poem is certainly one of the most profound expressions of love ever put into words. I dare not seriously add or detract from its exquisite form.

For the sake of a point I want to make I think we can speculate that Elizabeth Barrett Browning never dreamed in her wild imaginings that one of the ways to love was to name a new flower after her loved one. A hybrid Iris is a 'one of a kind'. Just like a 'sweet love' is one

## Blog, cont.

of a kind, so permit me a moment of 'poetic license' and suggest another verse to Elizabeth Barrett Browning's poem:

*I love thee enough to name my  
newly fashioned Iris after thee*

Now, I confess my line above is at best a feeble attempt to expand the scope of the poem to make a point; while the line above does not have a classic ring to it, will you agree it has a modern ring to it?



May I suggest there may be Iris hybridization in your future. Don't be surprised if you are inclined to name one of your Iris 'offspring' after a dear friend or loved one.

### **Cross pollination leads to the formation of seed pods**

I succeeded in my first attempt at cross pollination this spring (late

May) and the seed pods you see above will be ripe within two to three weeks from now. The seed pods must turn brown before the pod starts splitting to release the seeds. Hopefully, I will remove the seeds shortly before nature does it for me. There is a process of what you do with the seeds prior to planting. I will explain this process as the time for seed harvesting approaches.

### **Any idea if you have a local Iris Society near you?**

There is intrigue and adventure in growing and appreciating Iris.



Venita and friends



Dennis Deegan, Venita Faye & Annette Brown at Awards Banquet



# Region 17 Treasurer's Report

February 10, 2015

By Ramona Howard, Treasurer

Savings on August 21, 2014, in Lubbock National Bank, Lubbock, Texas			
CD # 200007808	Renewed 09 17 14 at .85% for 24 months		\$ 2,935.30
CD # 200007794	Renewed 09 17 14 at .85% for 24 months		<u>\$12,633.00</u>
			\$15,568.30
Interest at time of renewal on CD #200007808		\$ 2.12	
Interest at time of renewal on CD #200007794		<u>9.12</u>	
		\$11.24	\$15,579.54
Interest since renewal on CD #200007808		\$ 6.22	
Interest since renewal on CD # 200007794		<u>26.80</u>	
		\$33.02	
Total in Savings as of February 10, 2015			\$15,612.56

Checking		Credits	Debits	Balance
<b>Balance on Hand, August 4, 2014</b>				<b>\$ 5,981.24</b>
<b>CK. No</b>				
08/23/14	Square, Inc	757.76		6,739.00
08/23/14	Square, Inc	.49		6,739.49
08/26/14		\$1,654.25		8,393.74
	Cks & cash from auction			
08/31/14	Int on cking	.27		8,394.01
09/22/14	1028 North Plains Iris Soc		169.76	8,224.25
09/26/14	Memorial for Nancy Fernandes			
	Johnson Co Iris Soc	25.00		8,249.25
09/30/14	Int on cking	.35		8,249.60
10/31/14	Int on cking	.36		8,249.96
11/30/14	Int on cking	.34		8,250.30
12/27/14	1029 Peggy Cathey,	43.88		8,206.42
	Membership Expenses			
12/31/14	Int on cking	.35		8,206.77
01/02/15	Benson Iris Soc	30.00		8,236.77
	To receive Newsletter			
01/19/15	1030 Dawn Boyer, RVP		269.00	7,967.77
	Registration to AIS convention			
01/20/15	1031 American Iris Society	850.00		7,117.77
	Life membership for Gordon Carver			
01/26/15	1032 Peggy Cathey,	756.86		6,360.91
	Newsletter, Postage, Membership Expense			
01/31/15	Int on cking	.35		6,361.26
02/04/15	1033 Peggy Cathey	6.00		6,355.26
	Membership Expense			
Totals:	\$5,981.24	plus \$2,469.52	less \$2,095.50 =	\$6,355.26



## AIS Membership Report

Peggy Cathey, Membership Chair

The first 2 months of 2015 are looking very promising for AIS Region 17 membership. In January and February of this year, we have 9 new members, 44 members renewed their memberships, and 2 have been reinstated. Not bad. Let's keep this going.

If your membership is expiring this year, expect a reminder letter from me at the beginning of the month of your expiration date. You don't want to let your membership expire, and you really don't want to wait more than 3 months because then, your name will be dropped from the AIS membership list. With your continued membership, you will receive 4 issues of the AIS Bulletin *Irises*, the monthly e-newsletters from AIS *News and Notes*, the Spring and Fall issues of the *Region 17 Newsletter*.


With our shows coming up soon, this would be a great time to try and recruit new members for your club and also for AIS. Nothing gets people more excited about irises than seeing a room full of beautiful blooms and a rainbow of color. Be sure to have pencil & paper available for them to list the irises they want to purchase and send them home with information regarding your Iris Sale(s). Do you have a club newsletter that is sent elec-

tronically? Be sure to have a sign-up sheet so potential new members will be aware of when and where meetings are as well as special events like the shows and sales.

Have an education display of the benefits of joining AIS at your shows and any time there is a spot to display it. Keep membership brochures on hand for any potential new members.

Offer an AIS membership as a raffle prize, either provided by the club or a member who wants to donate a membership.

Be excited when you talk to show and sale visitors about your club and why you are an AIS member. If you are excited, then those around you will be excited, too.



# Lloyd Zurbrigg-Clarence Mahan Seedling Cup

By Peggy Cathey

**Note:** *The following is from the on-line American Iris Society Iris Encyclopedia:*

<http://wiki.irises.org/bin/view/Main/InfoAwardZurbriggMahanSeedlingCup>

AIS has a new Award for the best seedling seen at a convention. It is presented by Region 4 in honor of two of its distinguished members, Lloyd Zurbrigg hybridizer of re-blooming Irises, and Clarence Mahan hybridizer and past president of AIS. It was first awarded in 2014 at the Dallas Convention and although slightly smaller than other convention cups, it is a keeper with a new cup being donated each year.



Lloyd Zurbrigg-Clarence Mahan Seedling Cup

Region 17 is honored to have Alton Pyburn as a member in Sweetwater, TX.. His seedling, #08-6-10 was voted the best seedling seen at the convention in 2014. It was blooming beautifully when the tour buses came to the Winston Patrick McGregor Garden in Cleburne, which was the garden sponsored and planted by members of the Johnson County Iris & Daylily Society . The iris has now been named and introduced by **Hillcrest Garden.**



*Southwest Sweetheart*  
2015, Alton Pyburn

---

## Time to Fertilize the Iris

By Peggy Cathey

Here in North Central Texas, the time to fertilize our irises is right around Valentine's Day. Have you shown your irises how much you love them yet?



# Record Keeping Made Easy

By Judy Schneider

Back when it became obvious that my little iris collection was rapidly getting out of control and exceeding the comfortable stage of a spreadsheet, I went on a search to find a software program that could help me manage it and keep up with the growth I expected to have in the coming years. One of the programs recommended to me by a friend was **Plantstep**. I investigated it through their website, [www.plantstep.com](http://www.plantstep.com), read the reviews, watched the sample videos and promptly ordered it. The creator, Kent Belan, sent the program download via email and I was up and running. Even for a non computer person like myself, it was easily installed on my computer, user friendly and pretty goof proof (a big bonus!)

**Plantstep** originally was set up with an extensive daylily database but now also includes over 40,000 iris cultivars as well. It fills in the blanks for all pertinent data-name, hybridizer, year, description, parentage, etc. for the iris you wish to add. You can add as many photos as you want, keep track of where you purchased the plants, keep a "sold to" list, notes on bloom dates and any other details you choose to

record. There is a tab for awards won by that cultivar, history of it's progress in your garden, location maps that can be sorted alphabetically or by beds, an extensive section for hybridizing and even a catalog function for developing your own that can either be put online or in a .pdf format. There are several report options for sorting, selling, purchasing, label making, etc.

It's not just for daylilies or irises but is also set up to do roses, hostas, perennials, herbs, vegetables and other garden plants as well. You can keep track of your fertilizer schedule, garden "To Do" lists, invoicing, expenses and many other garden related tasks. It's all in an easy-to-use format with superb online support and a Facebook page that is monitored daily for any issues or questions that might arise. Best part, the software is only \$29.95 to purchase and ALL updates and support are free. I've found it to be an invaluable asset to my garden and can't say enough good things about the program. Give it a try if you are looking for an easier way to keep track of your plants and simplify your recordkeeping tasks!!





# Region 17 Youth Report

By Vicki Howard, Region 17 Youth Chair

There are currently two contests running for the Youth Members of Region 17. ***The American Iris Society 2015 Ackerman Essay Contest*** and the ***Region 17 Youth Logo Contest***. The deadline for the Essay contest is coming fast, March 31, 2015. The topic of this year's Essay is ***If You Were an Iris Which One Would You Be and Why?*** Essays should be mailed to: Carol Warner, 16815 Falls Road, Upperco MD 21155, or send a file attached to an email to: [draycott@gis.net](mailto:draycott@gis.net)

The deadline for the ***Region 17 Youth Logo Contest*** is June 15, 2015 and entries should be sent by e-mail to: [vickihoward70@yahoo.com](mailto:vickihoward70@yahoo.com) or by mail to: Vicki Howard, PO Box 113, Rio Vista, TX 76093. All entries must be in an 8 1/2" X 11" format and ready to print. Be sure and include, separate from your entry, your name, age, address, phone number, e-mail address and the name of the club of which you are a member.

## AIS Youth Patch

The following are the activities to earn an AIS Youth Patch. Those activities, marked with an \* are required. To earn an ***AIS Youth***

***Patch*** you must complete all the required activities plus four (4) optional activities of your choice. All activities are to be documented, and verified to the AIS Youth Chair. Activities ***MUST*** be completed in a calendar year (example: March 1, 2015 to February 28, 2016).

- \* 1. Must be an active, dues paying, American Iris Society Youth member.
- \* 2. Must enter the yearly ***Ackerman Essay Contest*** for AIS Youth Members.
- \* 3. Must enter the annual ***AIS Youth Coloring Contest***.
- 4. Enter the ***AIS Photo Contest***.
- \* 5. Grow at least 2 different types of irises (bearded or beardless such as Dwarf, Medians, Tall Bearded, Spurias, Louisianas, Species-X, etc.) Potted culture is permitted.
- \* 6. Write an article for your club newsletter, regional newsletter, ***The Iris Fan*** (youth newsletter or the ***AIS Bulletin, IRISES***—proof of publication required. If possible, provide photos.
- \* 7. Be an active member of your club or region by helping at a show, sale, or event (adult

## Region 17 Youth Report, cont.

verification is required). Be available to answer questions.

8. Enter an educational iris exhibit at a local or regional iris show, county fair or school science fair.

\* 9. Recruit a new AIS member, either adult or youth. E-members qualify.

\* 10. Visit other gardens during bloom time. Adult verification is required, either garden owner or parent.

11. Create a “word search” puzzle for *The Iris Fan* using a theme of your choosing with at least twenty (20) words to find. Submission of the puzzle to the AIS Youth Chair is required.

12. Plant an iris garden in your community such as at library, park, school, senior center, veteran’s home, church or other location. Make sure printed instructions of iris care are available to the people who will continue caring for the garden. Photo verification, newspaper/newsletter article or thank you note (copy) from place is required.

13. Hold a position on a committee for your iris club or region and actively partici-

pate in the committee’s activities: Show Committee, Sales Committee, Refreshment Committee, etc.

14. Present a program to your iris club, region, school or community about irises. This program could be one of the AIS Slide programs, or one you have created yourself (such as *My Iris Garden*, *Why I like Irises*, etc.

15. Participate in an iris show in the Artistic or Horticulture Divisions. If none are available, hold a “mock iris show” and encourage others to enter. You may also hold a “Not a Flower Iris Show” using things that have irises on them—make a “show schedule” listing different categories such as Jewelry, Artwork, Linens, Clothing, Office Supplies, etc. You can award ribbons or just have a “People’s Choice” winner. Submit show schedule.

16. Create an original piece of artwork involving irises, such as a drawing, sculpture, photo collage, needlework, or poster using any artistic medium (chalk, pastels, paints, clay, metal, etc.) including using Irises to dye/



## Region 17 Youth Report, cont.

color your work.

17. Share your extra rhizomes with your club members, another youth group or friends. Send list to AIS Youth Chair with verification letter from adult leader or parent.

18. Vote the annual AIS Tall Bearded Symposium ballot.

19. Learn the cultural requirements of a type of iris that you do NOT grow and write a short report about it. Submit the report to the AIS Youth Chair.

20. Learn how to hybridize irises. (See Youth Member Handbook). Tag your crosses

and collect the seeds from successful crosses. Keep a record of your efforts.



## 2014 Historian Report

Jim Landers, Region 17 Historian



I am sending out a plea for all the Club Presidents in Region 17 to send me: Yearbook of the Club, Show Schedule, and Show results. These things are very important in maintaining current information for the Region and for historical information in the years to come.

Also, anyone ready to get rid of their old iris clutter, please save it for me and bring it to the next Regional meeting.

# It's That Time of Year (February in Texas)

By Debbie Strauss



If you look out at your iris bed or flower beds this week you'll see – not much! Well, in my beds there is a lot to see... winter weeds, leaves, and debris. My bearded irises are looking pretty dormant. The bed's main feature is the collection of zinc markers rising up like little headstones in a cemetery. You wouldn't think the iris garden needs any attention this month. But now is the perfect time to get your irises set for a season of gorgeous blooms and healthy plants!

Early spring is the time for two or three important tasks in the iris garden: cleanup, fertilizing and pest control. Clear away any winter mulch, old leaves, and miscellaneous debris from your bearded irises. I am going to suggest you get a soil sample right now and send it in for testing to see what nutrients are needed for good growth from all of your plants. After the soil test results come back, then you can apply the appropriate granular fertilizers for better blooms and more vigorous growth. Just like your health, the iris needs your help for it to stay healthy and blooming.

**Cleanup: when, what, and**

**why?**



If you've put rocks, straw, or anything else on your bearded irises to prevent freezing or heaving during winter freeze-thaw cycles, clear it all away. If leaves have blown in or fallen from your trees into your beds, they need to go. Any kind of mulch left around the rhizomes during spring rains or watering may lead to iris rot. Floppy leaves and debris can also harbor leaf-munching slugs and black spot fungal spores. Most gardeners leave old green leaves in place in the fall. I advise you to never cut leaves back in the fall. Leaves will continue feeding the rhizome on mild days in the fall and help protect rhizomes in winter and they also catch much needed moisture in our dry climate. However...now is the time to remove all brown dry or diseased fans all the way down to the rhizome and it needs to be done before active growth begins

## It's That Time of Year, cont.



in the spring. Remove any dirt, leaves or compost that is on top of the rhizome to allow the tops of the rhizomes to bask in the sun. Water when soil is dry one inch down. Do not water too much too often or let the iris stand in water. After blooms finish in the spring, the stems should be cut off close to the rhizome but avoid cutting the meaty part of the iris. Bloom stalks are removed soon after blooming to prevent color distortions in your blooms the following year. Healthy green leaves should be left undisturbed, but diseased or brown leaves should be removed all during the season. Never compost iris leaves. Throw them away as you would any potentially diseased plant material and this will reduce rot and leaf spot substantially.

As you clean up around your bearded irises, you may notice that some of the rhizomes have heaved right up out of the ground during winter freeze-thaw cycles. There's

no need for alarm. Give the rhizome a squeeze to see if it still feels firm and healthy, then just wiggle it back into place and pat soil firmly around it.



Occasionally, you may find a rhizome that has developed smelly soft rot over the winter. If any part of the rhizome remains firm, you can try to salvage it. Either cut off the soft portion, dip it in a bleach solution, and replant it, or, treat it in place by scraping off all soft areas until only the potato-like firm part of the rhizome remains, then sprinkle antibacterial powder or a cleanser such as Ajax or Comet (with bleach) on exposed surfaces.

### **To fertilize, or not to fertilize?**

Many gardeners fertilize their bearded irises in early spring for a fabulous show of summer blooms. However, the only thing irises may resent more than overwatering and underfeeding is overfeeding. "First, do no harm!" Before applying any fertilizer to your garden, do a soil test to discover what your plants actually need. Your soil test may also reveal a need to correct pH or add trace minerals, so you'll be checking for more than just the need to boost phosphate levels for

## It's That Time of Year, cont.

good bloom. The ideal pH for irises, is 6.8 (slightly acidic), but iris are very tolerant. If you find you need to adjust the pH of your soil, sulfur may be added to alkaline soils. If you determine your irises need to be fertilized, granular fertilizers should be applied about six weeks before bloom time.


In our area a good treatment mixture is a general garden food such as tomato food (5-10-10 or low 1<sup>st</sup> number) mixed with unfurled rabbit pellets (nonfat alfalfa) and super-phosphate (0-20-0). Rabbit feed has the phosphate, micronutrients, and protein that the iris plant needs. Apply a light application in



the early spring (mid to late February). Sprinkle the fertilizer around each plant (never directly on the plant), like you are applying salt and pepper, and immediately water it in. Apply a

second light application about two weeks after bloom. In the fall when planting new rhizomes, sprinkle about 2 Tablespoons in the planting hole. Reapply in February

to the surface and water (don't scratch) in. If growing rebloomers wait two weeks after first bloom and reapply. Repeat after each bloom. If using on non-rebloomers, fertilize again in September or after cleaning out the beds or when new growth begins in the fall you should apply a slightly heavier application. The nutrients in the alfalfa will give you greater increases and will reward you with good growth and bloom. If you have iris that are rebloomers, the application a month after any and all blooms should be more like the first one. Avoid using anything high in nitrogen, as nitrogen encourages rot problems and good green fans with no bloom. **Never, never use manure as fertilizer.** Phosphorus is the main ingredient used to promote blooms and good root growth. Mix 8 cups unfurled (no fat) alfalfa pellets (rabbit food) with 4 cups of general purpose fertilizer 10-10-10 ratio (10 or less of each ingredient) and 1 cup pellet Super Phosphate. Mix thoroughly. But **do not use** triple phosphate as it is too strong and will cause rot problems.



### Insect problems?

Yes, aphids do attack iris. These

## It's That Time of Year, cont.



tiny pear-shaped or rounded insects come in a number of colors, usually appear in the spring

and cause curled, distorted leaves and ugly blooms. Each adult aphid can produce 80 offspring within a week. Some mature adults have wings and fly infecting other plants. It is the time of year



aphids and mites do damage to the buds. About a week after fertilizing, spray the iris with an insecticide. Do this before the blooms start showing color to avoid spots or damage from the insects. Some other non-chemical treatments for



aphids are: garlic spray and hot pepper spray which will **repel** the insect.

**Garlic spray:** Mix 1/2 cup of finely chopped garlic cloves with 1 pint of water, strain and spray. **Hot pepper spray:** Mix 1/2 cup of finely chopped or ground hot peppers in 1 pint of water, strain and spray. Use gloves to protect your skin.

Or you can spray the plant with insecticidal soap every 3-5 days for two weeks. A stronger alternative is Pyrethrum with alcohol. Add 1 tablespoon alcohol to 1 pint of pyrethrum mix. The mixture should contact the aphids to be effective. Other chemical remedies such as Neem are available.

### Is it time for summer blooms yet?

It's more fun to work among your bearded irises when they're blooming madly. But the time you spend now cleaning up, fertilizing, and taking steps to prevent and control iris pests will pay off tenfold in just a few weeks. So be patient and get cleaning, feeding and spraying!

### Not adequately established

Some iris cultivars need a year or more to fully establish in their new locations before blooming. If you relocate them frequently, they may never become well enough established to bloom. Plant irises far enough apart to allow for several years growth before they require division.

### Inadequate sun

Bearded irises need at least 6 hours of direct sun a day to bloom well.

### Nutrient deficiencies

Consider having a soil test run to

## **It's That Time of Year, cont.**

make sure your soil provides all necessary plant nutrients in appropriate amounts and fertilize according to the recommendations returned with the soil analysis. Soil that has been growing irises for many years without amendments or fertilization is probably nutritionally depleted. Avoid high-nitrogen fertilizers. If bearded irises are fed high-nitrogen fertilizers, they may grow lush foliage with little or no bloom.

### **Inappropriate watering**

Bearded irises might not bloom well if they experience periods of extended drought, though the plants themselves are quite drought-tolerant. Conversely, bearded irises that are overwatered are often susceptible to bacterial soft rot and fungal leaf spot infections. If you provide supplemental water, water deeply no more than once a week. Soaker hoses are preferable to overhead watering to avoid spreading leaf diseases from plant to plant.

### **Planted too deeply**

Bearded iris rhizomes should be planted so the tops of the rhizomes are at or slightly below the soil surface. If planted too deeply, bearded irises will grow leaves but may not flower. Be careful, also, not to allow mulch to cover the rhizomes.

Make sure any mulch is pushed away from the rhizomes.

### **Overcrowding**

Overcrowded clumps often quit blooming until they are divided, OR irises closely planted with other plants may not bloom well (or at all) if they are struggling to compete for sunlight, water, and soil nutrients.

### **Weeds**

There are certain weeds and grasses that are so aggressive they can inhibit the performance or even survival of plants they invade (Canada thistle being one of them). Keep the weeds and grasses away from your irises.

### **Ill health**

Irises that are diseased or under insect attack may not be able to bloom until the problem is eliminated.

### **Late freezes**

Killing freezes that are severe enough to damage iris foliage within six to eight weeks prior to normal bloom can abort developing stalks even if the stalks are not yet showing above the foliage.

### **Immature rhizome**

Rhizomes will not bloom until they are mature. If you have planted smaller rhizomes, you probably

## It's That Time of Year, cont.

need only wait for them to grow a bit before they'll bloom.

### Irregular bloomer

All irises are *not* created equal. While some irises may bloom very regularly in your garden once established, others may never do any better than blooming once every several years ... or perhaps never blooming at all. The same cultivars that bloom beautifully and reliably

for a neighbor down the road or a friend across the country may do nothing more than sulk in your own garden. The only way to discover which irises will perform best for you is to keep trying different cultivars, growing them properly, and replacing those that don't meet expectations within 2-3 years after planting.

---

## AIS Photo Contest—2015

**The 2015 Photo Contest has now commenced.**

Every year the American Iris Society sponsors a photo contest. Concentrating generally on irises, the people who grow and hybridize them, and their use in garden or natural settings, the contest is open to anyone who submits a picture. The specific categories vary from year to year, and are open to adults and youth alike with separate awards for youth submissions.

***Please note: "Digital photo submissions to the Photo Contest must be high resolution (300 dpi or higher) and at least 4 X 6 inches in size. (Saved as a "maximum quality" jpeg, that would be a file size of approximately 1.4 MB)***

**Submissions for the 2015 AIS Photo Contest will be received from**

**April 1, 2015 to June 30, 2015 (midnight).**

This contest is free and open to everyone, with the exception of contest Judges and the contest

chairperson who are not eligible to enter or win. The winning photo of each category will be published in the AIS January Bulletin and on the AIS web site.

The 2015 winner of each category will receive a 2015 introduction (within USA only). The winner of each category will also receive a single annual membership, or single e-membership or annual membership extension to AIS. Winners who are AIS life members will receive an e-membership or annual



membership in an AIS Section of their choice. Runners-up of each category will receive a 2013 or 2014 introduction (within the USA only).

### **How to Enter**

The full details on how to enter are included on the official entry form that can be downloaded using the following link: [2015 AIS Photo Contest Entry Form](#) This is a PDF file that can be downloaded and filled in using Adobe Acrobat, saved, and emailed to the contest chair along with your entries or alternately it can be printed and mailed in. Simply fill out the entry form designating in which category you are entering your digital photos. Then send a CD or e-mail your digital (jpeg) photos to the AIS Photo Contest Chair, at the address below. You may submit up to five (5) photos in this contest. The deadline for submissions to the 2015 Photo Contest is no later than midnight June 30, 2015.

*(NOTE: Any photo submitted that was a winner in previous years will automatically be disqualified.)*

There must be irises in the photo and irises in the photos should be of the genus *Iris*. Entries will be selected and judged in six (6) categories:

**1. Irises in a landscaped garden.**

**Irises in a field or home garden.**

**3. Events, tours, a person or people (at iris location).**

**4. Close up of an iris or irises.**

**5. Iris photos- art effects, macro of bloom segments.**

**6. Photos of pets, wildlife or garden art with the irises.**

\*\*\* Any photos taken by a youth photographer (under 19) in any of the six (6) categories will be judged separately from the adult entrants.

Digital photos are preferred, no prints please. If you only have prints take them to a store to have them digitized in "High Resolution" (not smaller than 1600x1000) files to a CD and mail said CD. The digital photos should be saved as a 'jpeg' file. (Each image must be titled and numbered to match the entry form.) Make sure you identify the variety or person in each photo on the entry form.

A panel of three judges will judge photos received and their decisions will be final.

**Send your printed photos and entry form to:**

The American Iris Society Photo Contest, c/o Janet Smith, P O Box 1585, Coarsegold, CA 93614-1585, Send inquiries to [aisphotocontest@irises.org](mailto:aisphotocontest@irises.org)

**Email your digital photos and en-**



try form to: [aisphotocontest@irises.org](http://aisphotocontest@irises.org)

included on the official entry form provided on the link below: [2015 AIS Photo Contest Entry Form](#)

The full details on how to enter are

---

## 2014 Region 17 Photo Contest Winners

### Adult Division



*Coffee Trader*-2014 Effects HM,  
Vicki Agee, TX



*Farm of Charm*, 2014 Wildlife HM,  
Charla Leeson, TX



*Industrial Iris w/Grasshopper*  
2014 Youth Wildlife Winner,  
Sarah Coomer, TX

### Youth Division



*Pollen Dauber*, 2014 Youth People Runner-up, Claire Harding, TX



*Wild Lone Iris*, 2014 Youth Effects Runner-up,  
Sarah Coomer, TX



*Purple Splash*, 2014 Youth Close-up, Sarah Coomer, TX



*Bottled Sunshine & Tiger*, 2014 Youth Wildlife HM,  
Chelsea Curlee, TX



*Circus Stripes*, 2014 Youth Close-up HM, Chelsea Curlee, TX



*Afternoon Sun*, 2014 Youth Close-up HM, Sarah Coomer, TX

# What Iris Judges Look For When Judging a Show

by Dell Perry

*Author's note: These are SOME, not all, of the things judges look for. Each iris type has specific points of judging.*

Show judging is not about the prettiest flower. It is about the skills of the exhibitor both as a gardener and as a showman. The flower stalk is evaluated on how well it is grown, and on how well the exhibitor prepared it for judging. Show judging has nothing to do with how well the iris will look or perform in your garden. Entries must have been grown by the person entering them.

1. Is it named correctly? All show entries must bear their AIS registered name unless they are a seedling.
2. Is it in the correct class? Not a Border Bearded in the Tall Bearded section, etc.
3. Is it sized correctly for its cultivar's standards? This means size of bloom and length of stalk.
4. Are there signs of disease? Leaf spot, virus, etc.
5. Is there insect damage? Holes in leaves, chewed edges of leaves or petals
6. Are the blooms fresh and undamaged? Are all open blooms of equal freshness? If there is a bud in the sock-

et, it is wise to remove an old bloom.

- A. Petal edges not crepey or wilted
  - B. No tears, holes or bruising
  - C. Color is crisp and unfaded
  - D. Spent blooms, with their ovaries, removed without damaging the spathe
7. Does the bloom have the correct number of all its parts? Three of each, unless registered as a novelty.
  8. Is there an open bloom or a bud in each bloom position? An open bloom in the terminal position is NOT a requirement, except for Aril iris.
  9. Is there any dirt, cobwebs, or other foreign matter on the entry?
  10. Are there any "critters" present? One or two aphids or thrips are acceptable, but a convention of them is not! Certainly not a spider, frog or caterpillar.
  11. Are the open blooms too crowded with each other, a leaf or stem?

## What Iris Judges Look For When Judging a Show, cont.

12. Are the branches too close to the stalk?
13. Are there signs of tampering? Pinning a bloom in place, multiple stalks in the bottle, etc.
14. Is the stalk securely held upright in the bottle?
15. Is the stalk positioned proportionately in the bottle? It should NOT be staged with the registered height between top bloom and the table.
16. Is the entry tag positioned on the bottle so the stalk's "face" is toward the judges?
17. Is the first branch above the top of the bottle?
18. If the entry is a space-age iris, do all open blooms show the correct appendage on all falls?
19. If the entry is a historical, is it, and is the correct year of introduction on the entry tag?
20. Has the exhibitor groomed incorrectly?
  - A. Trimmed spathe "paper"
  - B. Left the ovary on a spent bloom
  - C. Over trimmed leaves
  - D. Removed the leaf at the base of a branch
  - E. Cut the stem too short
21. Has the exhibitor removed all "grooming aids"?
  - A. Branch shims
  - B. Toilet paper wraps

If the weather has been bad – rain, hail, wind; these things will be taken into consideration by the judges.



Al Elliott, Lowell Baumunk, and Dell Perry inspect irises at 2014 Iris Society of Austin Show



Connie Ford and Al Elliott judging at the Johnson County Iris & Daylily Show in 2014



## Belton Iris Society Report

Karen Woods—President  
3306 E. Munroe Ave., Temple, TX 76501  
Ph. 254-217-1750 [gemhem@gmail.com](mailto:gemhem@gmail.com)

The Belton Iris Society meets regularly at 6 p.m. on the second (2<sup>nd</sup>) Monday of the month at the Bell County Cooperative Extension, 1605 N. Main Street. No meetings are held in December, June, July, and August.

The Iris show will be April 4<sup>th</sup> at the Master Gardeners' Greenhouse next to the Bell County Cooperative Extension Office, 1605 North Main Street. Iris entries should arrive between 9 & 10:30 and photography entries between 9 & 10. This year's theme is **Photogenic Irises**. The artistic design classes are:

1. **Picture This Iris**
2. **Easter Irises**

A Photography section has been added to this year's show and the classes are:

1. **A Single Bloom**
2. **Multitude of Irises**

The guest speaker for the March 9<sup>th</sup>


meeting is from the **Central Texas Photography Club** and will talk about **What the Judges Look For**.

A rhizome sale will be April 16-18 at Bell County Expo Center in Belton in conjunction with the Master Gardener Sale. The sale on the 16<sup>th</sup> will be for Master Gardeners only. Sale open to the public at 9 on the 17<sup>th</sup> and 18<sup>th</sup>.

Website:[http://www.kenfuch42.net/belton\\_index.html](http://www.kenfuch42.net/belton_index.html)



**Belton Beauty**  
Frey, 1959



## Benson Iris Society Report

Mary Rhoads—President  
16012 FM 1954, Wichita Falls, TX 76310  
[merhoads@clearwire.net](mailto:merhoads@clearwire.net)

VP—Annetta Reusch,  
Secretary—Arlene Childress,  
Treasurer—Deborah Rutledge.

The Iris Show will be held April 25, 2015 at Our Redeemer Lutheran Church in Wichita Falls.



## Fort Worth Iris Society Report

Kay Anderson—President

1007 S. Waco, Weatherford, TX 76086,

Ph. 817-597-8912 [wkanderson@sbcglobal.net](mailto:wkanderson@sbcglobal.net)

1<sup>st</sup> VP (Programs) - Happy Carver,  
2<sup>nd</sup> VP (Membership) - Patsy Rosen,  
3<sup>rd</sup> VP (Publicity) - Jo Ann Lewis,  
Secretary—Marsha Ammons, Treas-  
urer—Mary Jane Goad.

Meetings are the first (1<sup>st</sup>) Thursday of each month at 7:30 p.m. at the Fort Worth Botanic Garden Center except for our bingo in July, our auction in September, and the Thanksgiving and Christmas meetings. Those times are at 6:00 or 6:30.

The annual spring show will be held April 18-19, 2015 at the Ft. Worth Botanic Gardens in conjunction with Flowercade. The theme is **Art In Bloom, As I See It**. There will be no Artistic Design Classes this year. Judy Schneider is the Show Chair.

Al Elliott gave a very interesting and entertaining program at the regular meeting in January. He was then the instructor for Judges training on

**Back To Basics, Point Scoring.** FWIS is also hosting two more Judges Training classes on **Aril/Arilbred** (Dell Perry) and **Medians** (Happy Carver) on Saturday, April 4<sup>th</sup> at Dell Perry's home in Plano, TX. Please RSVP so that you can be reached if there are no blooms.

The fall sale will be held September 26<sup>th</sup> at the Botanic Gardens main building from 8:00 a.m. to 4:00 p.m.

Website: <http://www.fortworthiris.org/>

Facebook: <https://www.facebook.com/fortworthirissociety>



Kay Anderson, President Ft Worth Iris Society with Al Elliott at January meeting



## Iris Society of Austin Report

Pat Byrne—President

1102 Aster Dr., Katy, TX 77493

Ph.281-391-6190 [patb1@consolidated.net](mailto:patb1@consolidated.net)

1<sup>st</sup> VP—Ken Fuchs, 2<sup>nd</sup> VP Jamie Hadley, Secretary—Dara Smith, Treasurer—Marney Abel, Histori-  
an—Tracey Rogers.

Meetings are held at the Garden

Center in Zilker Botanical Garden Austin at 6:45 PM on the second 1<sup>st</sup> (2<sup>nd</sup>) Tuesday of January, February, March, April, May, September, Oc-  
tober, and November.

## Iris Society of Austin Report (cont.)

The January Judges Training **Before the First Ribbon is Awarded**, instructed by Al Elliot, was very well attended.

The Iris Show will be held in the Austin Area Garden Center Auditorium from 1 to 4 p.m., April 11, 2015, Zilker Botanical Garden, 2220 Barton Springs Rd. Austin. The Center in Zilker Botanical Garden Austin at 6:45 PM on the second (2<sup>nd</sup>) Tuesday of January, February, March, April, May, September, October, and November.

The January Judges Training **Before the First Ribbon is Awarded**, instructed by Al Elliot, was very well attended.

The Iris Show will be held in the Austin Area Garden Center Auditorium from 1 to 4 p.m., April 11, 2015, Zilker Botanical Garden, 2220 Barton Springs Rd. Austin. The show theme is **Colors of the Rainbow**. The artistic design classes are:

1. **Colors of the Rainbow**, novice

2. **A Little Bit of Color**, small design
3. **Double Rainbow**, for 2 containers
4. **A Blend of Color**, designers choice
5. **Dinner at the Rainbow Room**, table for two

Nelda Moore is Show Chair with Pat Byrne as Co-Chair.

The Rhizome sale will be Sept. 12, 2015 at the Norris Conference Center near Anderson Lane in Austin. Hours: 9:30—3:00, or until sold out.

Website: [http://www.kenfuchs 42.net/isa\\_index.html](http://www.kenfuchs42.net/isa_index.html)

Facebook: <https://www.facebook.com/pages/Iris-Society-of-Austin>



Waiting for Judges Training to start



## Iris Society of Dallas Report

Michael Reed—President

3425 Apple Valley Dr.,

Farmer's Branch, TX 75234

Ph. 972484-5449 [4mikereed@tx.rr.com](mailto:4mikereed@tx.rr.com)

1<sup>st</sup> VP (Programs) - Bobbie Mason,  
2<sup>nd</sup> VP (Membership) - Judy  
Schneider, 3<sup>rd</sup> VP (Show) - Kathy  
Wade & Vicki Howard, Secretary—

Pat Norvell, Treasurer—Bonnie  
Nichols.

Meetings are held on the third  
(3<sup>rd</sup>) Sunday at 3:00 p.m., at North

## IS of Dallas (cont.)

Haven Gardens, 7700 Northaven Rd., two blocks west of North Central Expressway, about 1/2 mile south of Forest Lane. The club does not meet during the summer months of June, July and August.

The Iris show will be held Sunday, April 26, 2015 at North Haven Garden Center. Kathy Wade is the Show Chair and Vicki Howard is Co-Chair. There is no Artistic Design division.

IS of Dallas will host the Region 17

Meeting August 14-15 at Crowne Plaza Hotel, Addison. Details about the meeting can be found on page 13 of this newsletter and a the Registration form is added as an insert.

Two Rhizome Sales are scheduled. August 22<sup>nd</sup>, 9-sold out, Northaven Gardens and September 19<sup>th</sup>, 9-sold out, Holy Cross Lutheran Church, 11425 Marsh Ln., Dallas.

Website:

<http://www.irisesdallas.org/>

---

## Johnson County Iris & Daylily Society Report



Glenn Huddleston—President

972 HCR 2128, Whitney, TX 76692-4960

Ph. 254-694-5446 [iris.daylilies@gmail.com](mailto:iris.daylilies@gmail.com)

1<sup>st</sup> VP (Programs) - Vicki Howard,  
2<sup>nd</sup> VP (Membership) - Anita Goodale,  
3<sup>rd</sup> VP (Show) - Peggy Cathey,  
Secretary—Gloria Huddleston,  
Treasurer—Dan Cathey.

Meetings are held the 2<sup>nd</sup> Saturday of each month at 10:00 at the United Cooperative Services, 3309 N. Main St. in Cleburne.

A Judges Training class is scheduled for April 16, 2015 at the Winston Patrick McGregor Park Iris Garden in Cleburne. Peggy Cathey will be the instructor. There will be 2 hours of in-garden and 1 hour of classroom instruction. The topic will be ***Evaluating and Point Scoring Irises in the Garden and For Show.***

It's all about preparation for the JCI&DS as we come out of the winter months. Starting in April we will hold our 25th annual Iris show . The date has been set and location and judges are confirmed. The show schedule has been approved and members are excited about our theme. Members have fertilized their irises in anticipation of a great bloom season in 2015. The date of the show will be April 18, 2015 at the J.N. Long Cultural Arts Complex, 425 Granbury, Cleburne. This year's theme is ***Irises and Childhood Memories.***

Design classes:

1. ***Children's Songs***
2. ***Fairy Tales***



## Johnson County Iris & Daylily Society (cont.)

3. *Nursery Rhymes*
4. *Children's Books\**
5. *Disney Movies\*\**
6. *Saturday Morning Cartoons*

\*Novice: Anyone who has not won a blue ribbon in Artistic Design

\*\*Youth: Must be under 19 yrs. old.

An Iris Photography Contest is also held during the Iris Show with a local photographer as the judge. Each photo is judged on a point system and each is awarded a ribbon based on the number of points. There is a division for youth as well as adults. Peggy Cathey is the Show Chair.

Our youth members were rewarded for their hard work in establishing a *Children's Garden* at the new JN Long Cultural Arts Complex when reblooming irises unexpect-

edly bloomed.

John Parks continues to give leadership to maintaining Society sponsored iris gardens in Hulen and Winston Patrick McGregor Parks in Cleburne.

The Fall Plant Sale is always on the 2<sup>nd</sup> Saturday of September, Sept. 12<sup>th</sup> this year, and will also be held at the J.N. Long Complex.

Peggy Cathey publishes a monthly club newsletter that can be found on both the website and the Facebook page.

Website:

<http://cleburnearea.com/irisdaylily/>

Facebook: <https://www.facebook.com/johnsoncountyirisanddaylily/society>



### Lone Star Iris Society Report

June Hivnor—President

PO. Box 214, Pottsville, TX 76565

Ph. 254-372-3008 [pjhivnor@gmail.com](mailto:pjhivnor@gmail.com)

VP—Jerrie Cage, Secretary—Mary Moore, Treasurer—Donnett Dossall, Parliamentarian—Kim Edyns. Meetings are the first (1<sup>st</sup>) Saturday of every month, 10:00 a.m. at the Hico Activity Center 411, N. Mesquite, Hico, TX.

The Iris show will be held at the Hico High School Cafeteria, 901 Cedar Street in Hico, Sunday, April 19<sup>th</sup>. This year's theme is *Every*

*Day is a Holiday.* The Artistic Design classes are:

1. *New Years*
2. *Valentine's Day*
3. *Easter* (novice)
4. *Halloween* (youth)
5. *Thanksgiving*
6. *Christmas*

Jerrie Cage is the Show Chair.

Facebook: <https://www.facebook.com/pages/Lone-Star-Iris-Society>





## North Plains Iris Society Report

Bill Pittman—President

4211 S. Washington, Amarillo, TX 79110

Ph. 806-679-7351 [bpit@suddenlink.net](mailto:bpit@suddenlink.net)

VP—Paul Sigler, Secretary—Stephanie Sullivan, Co-Treasurers—Elaine Hazelwood and Alene Arnold.

NPIS wants to thank everyone that made it to the Region 17 Meeting last August. We had a great time and got to meet lots of people from the state. We also want to thank the Iris Society of Dallas for taking this year's Region 17 Meeting.

**We have a National Convention coming up May 18-23 in Portland, OR, and I have the large white basket for Region 17. We need goodies to put in it for the National to represent our great state of Texas. Please send your donations to me:**

**Bill Pittman**

**4211 S. Washington St.**

**Amarillo, Tx 79110**

**806-679-7351**

North Plains Iris Society meets every 2<sup>nd</sup> Sunday at the Amarillo Botanical Gardens at 2 p.m.

The annual Iris Show is on Mother's Day, May 10, at the Amarillo Botanical Garden, 1400 Streit Dr., Amarillo. Our show theme is **Honoring Our First Responders**. The artistic design classes are:

1. **Firefighters:** design using red, orange and/or yellow irises to suggest flames.
2. **Police Officers/Swat Teams:** design using black or dark pur-

ple irises in complementary container to signify uniforms, cars, or protective gear, with line elements to suggest motion.

3. **Ambulance Teams:** design with white or cream as the prominent color, with other color accents, as needed
4. **Physicians, Nurses, other Medical Assistants:** design emphasizing coral, pink, or rose iris blends, suggestive of healing of the flesh.
5. **Water Rescue/Diving Teams:** design with blue/greenish or lavender water color iris tones prominently, and water showing in the container
6. **Canine Corps:** design emphasizing browns, beiges, and other earthtones that represent the colors of rescue and comfort dogs

Bill Pittman is Show Chair.

The Iris Sale will be held July 11<sup>th</sup> at the Amarillo Botanical Garden. We usually have over 200 varieties of irises for sale. It is our largest fund raiser.

We look forward seeing many of our Region 17 members at National this year. Hope everyone is able to have a show and sale this year. NPIS wishes everyone a wonderful bloom season.



## Permian Basin Iris Society Report

Pat Jones—President

12324 W. Palomino Dr., Odessa, TX 79764

Ph. 432-230-2484 [nonnie142@yahoo.com](mailto:nonnie142@yahoo.com)

Secretary—Felicia Henry, Treasurer—Debbie Strauss.

Meetings are the 2<sup>nd</sup> Monday of Feb.-Sept. at Debbie Strauss' house, 2213 Hereford Blvd., Midland.

PBIS has hit the ground running by completing their affiliation paperwork and sending in their show schedule for their 27<sup>th</sup> Annual Iris Show on April 25 at the Music City Mall in Odessa TX. The theme is *Iris Goes to the Movies*. Our design categories are:

1. ***Drama Group***
2. ***Action Thriller***
3. ***Musical Group***
4. ***Comedy***
5. ***Romance***
6. ***Western***

### 7. ***Children's.***

All categories are designer's choice. For more information call 432-352-5483. Show chair is Felicia Henry.

PBIS lost a very dear member early this year. Kay Crumrine passed away on January 8, 2015 in Odessa, after a courageous battle with cancer. Her favorite color was Lavender. She was a hard working wonderful iris person who did not know the word "no". She was a great iris design lady who always livened up the competition in our design section of our shows. Kay will always be treasured and remembered by all who ever knew her for her sweet spirit, warm and beautiful smile. PBIS has made a donation to AIS and R17 in her name.



## Piney Woods Iris Society Report

Betty Ferrell—President

275 County Road 4510,

Mount Pleasant, TX 75455

Ph. 903-572-2228 [joebettyferrell@suddenlink.net](mailto:joebettyferrell@suddenlink.net)

1<sup>st</sup> VP—Donald Thompson, 2<sup>nd</sup> VP—Diane Dalby, Secretary & Treasurer—Kathy Thompson.

Meetings begin at 6:30 p.m. the 3<sup>rd</sup> Monday of each month (except for July & August) at Pilgrim's Bank Community Room on South Jefferson in Mt. Pleasant.

An Iris Display, in conjunction with the Master Gardener's Sale, will be held May 2<sup>nd</sup> at the Titus County Extension Office, 1708 Industrial, Mt. Pleasant, just south of I-30.

A potted iris sale will be held at the same time as the Iris Display and Master Gardener's Sale.



## Texoma Rainbow Iris Society Report

Sharron Gibbons—President

3361 Gibbons Rd., Sherman, TX 75092

Ph. 903-819-3797 [sharron\\_gibbons@yahoo.com](mailto:sharron_gibbons@yahoo.com)

1<sup>st</sup> VP (Programs) - Judy Schneider,  
2<sup>nd</sup> VP (Membership) - Maguerite  
Ballard, 3<sup>rd</sup> VP (Show) - Dell Perry &  
Judy Schneider, Secretary—Dell  
Perry, Treasurer—Woody Keas.

Meetings are the 4<sup>th</sup> Sunday of  
the month at Grandy's, 3201 Texo-  
ma Parkway in Sherman, TX at 2  
pm except April, June, July and No-  
vember. We have a picnic at a  
member's house in May, an ice  
cream social in July, a holiday party  
in December as well as a spring  
iris show and a couple of rhizome  
sales in the fall. TRIS has seen an  
increase in membership in the last  
couple of years. We now have 20  
members.

At all regular meetings, we have  
educational programs on such top-  
ics as photography, companion  
plants for irises, show preparation  
and other pertinent gardening top-  
ics. The members enjoy arriving  
early for lunch and some social  
time.

Bonnie Nichols presented a Judges  
Training class on **Novelty Iris** in  
February sponsored by TRIS.

The iris show will be held at the Van  
Alstyn Senior Center, 112 SW  
Main Street in Van Alstyn on April  
25, 2015. The theme is **Irises  
Across America** and will feature  
both horticultural exhibits as well

as artistic entries. The artistic de-  
sign classes are:

1. **East: Our Historic Heritage**
2. **Midwest: The Straightforward  
Way**
3. **West: Mountains to the Sea**
4. **South: Just Good Ol' Down  
Home Fun** (Novice Designers  
only)

Show Chair is Dell Perry and Judy  
Schneider is Co-chair.

We are hoping for a good bloom  
and a good turnout of entries. For  
more information, contact Dell Per-  
ry at 972-816-3418 or [seandeliris-  
es@yahoo.com](mailto:seandeliris-es@yahoo.com).

The fall will bring two rhizome sales  
for the club. The first one will be at  
the Sherman Autumn Fest on Sep-  
tember 19<sup>th</sup>. This was a great sale  
for the club last year. We will also  
have a booth at the Denison Main  
Street Fall Festival on October  
3<sup>rd</sup>. Looking forward to getting  
some great cultivars to the public at  
both of these events and hopefully  
adding some new members to the  
club.

Dell Perry publishes a monthly club  
newsletter.

Facebook:  
[https://www.facebook.com/  
texomarainbowirissociety](https://www.facebook.com/texomarainbowirissociety)



## South Plains Iris Society Report

Pam Lamb—President

3610 Chickadee Rd., Levelland, Tx 79336

Ph. 806-300-7859, [tplamb86@yahoo.com](mailto:tplamb86@yahoo.com)

VP—Val Walker, Secretary—Edna Rice, Treasurer—Ramona Howard.

Meetings are on the 4<sup>th</sup> Monday, February—October.

The Iris Show will be held April 25, 2015 at The Garden and Arts Center, 4215 University Avenue, Lubbock. The show theme is **Spring Desserts** and the artistic design classes are:

1. **Wedding Cake**—a vertical design using white irises
2. **Lemon Chiffon Pie**—a crescent design using cream, yellow and/or yellow and white irises
3. **Blackberry Cobbler**—a horizontal design using dark purple and/or black irises
4. **Chocolate Pecan Delight**—designer's choice using tan, brown and/or red irises

5. **Fruit Salad**—a mass design using coral, pink, peach and/or orange irises

6. **Blue Fairy Berry Bonbons**—designer's choice using blue and or lavender irises with water showing.

Show Chair is Ramona Howard with Edna Rice as Co-Chair.

The Fall Sale will be held September 15, 2015 at the Garden and Arts Center.

Website:

<http://southplainsirissociety.com/>

Facebook:

<https://www.facebook.com/SouthPlainsIrisSociety>



## Waco Iris Society Report

Glenn Huddleston—President

972 HCR 2128, Whitney, TX 76692

Ph. 254-694-5446 [wacoiriss@gmail.com](mailto:wacoiriss@gmail.com)

VP—Ken Anderson, Secretary—Bill Calhoon, Treasurer—Mitchell Whitley, Parliamentarian—Peggy Cathey.

Meetings are the 3rd Saturday of January, March, May, September, and November, 10:00 at the West Waco Library, 5301 Bosque Blvd.

The 2015 Iris Show will be held April 11th at a new venue, the Holiday Inn Hotel & Suites Waco Northwest, 1801 Development Blvd., Waco. There will be potted irises for sale from 10:00 a.m. until 4:00 p.m. or sold out. The show theme is **A Calendar of Irises**. The artistic Design classes are:

## Waco IS (cont.)

1. *Winter Turns to Spring*
2. *The Colors of Spring*
3. *Summer*
4. *The Holiday Season*

Show Chair, Ken Anderson notes the new location for the show will allow our membership to share the joy of growing irises with a new audience. Above normal rainfall in January gives members hope for an abundant bloom season and outstanding show.

April 12<sup>th</sup>, we will participate in the ***Gardener's Gathering*** at the Carleen Bright Arboretum in Woodway, off of Bosque Blvd. If it is raining, everything will be moved into the beautiful new Pavilion at the Arboretum, 1 Pavilion Way.

The Fall Rhizome Sale is always the last Saturday in September (Sept. 26<sup>th</sup> in 2015) at GreenLife Nursery, 1312 N. New Road from 9-2, or sold out.

Al Elliott was our speaker in January and reminded all of us why we are irisarians. His informative and enjoyable PowerPoint presentation

on ***Our Infatuation With Irises*** was enjoyed by everyone. Bonnie Nichols will give us a program on Novelty Irises at our March meeting and we are looking forward to learning more about this fascinating group of irises.

Peggy Cathey publishes a club newsletter before the meetings that is mailed to the few members who do not have computers and sent by e-mail to all the members who have e-mail. There is an extensive list of others who have requested the newsletter, also. A sign-up sheet is always available at shows and sales for anyone who would like to be added to the electronic newsletter list. They are also available on the website and on Facebook.

Website:

[http://www.kenfuchs42.net/waco\\_index.html](http://www.kenfuchs42.net/waco_index.html)

Facebook:

<https://www.facebook.com/WacolrisSociety>



---

## West Texas Iris Society Report

Debbie Strauss—President

2213 Herford Blvd., Midland, TX 79707  
432-352-5483 [debrastrauss@outlook.com](mailto:debrastrauss@outlook.com)

1<sup>st</sup> VP & Secretary—Marie Pate, 2<sup>nd</sup> VP—Peggy Wennerlind, Treasurer—Ruth Price.

Meetings are held at the Community and Senior Services Center, 3301

Sinclair Ave. in Midland. They begin at 7:00 p.m. on the 1<sup>st</sup> Thursday, February—September, except July. The club will host its 37<sup>th</sup> annual Iris Show April 18, 2015 at the

Midland Park Mall in front of JC Penney's. Everyone is invited to attend and enter iris, design and/or photography. For more information call 432-352-5483. The theme is **Color My World (With Iris the Rainbow Flower)**. The design categories are:

1. **Oceans and Streams** (Feature water in this design staged against a blue background)
2. **Forests and Woods** (Use decorative wood in this design

staged on a table against a light green background)

3. **Valleys and Vales** (Designer's choice for this design)
4. **Mountains and Plateaus** (Use a rock or rocks in or with this design against a brown background)

Ruth Price & Carmen Wurster, co-chairs.

Facebook:

<https://www.facebook.com/MidlandIrisSociety>

## National Convention Silent Auction Region 17 Basket

By Debbie Strauss

Region 17 will have a basket for AIS National Convention Silent Auction. They are called "Raisin' Region Baskets" and are full of items that are unique to our individual parts of



Texas. Each affiliate is asked to send items from their local area. These can be anything that is produced

locally or items of interest or iris items. Please get these to Amarillo as per Dawn Boyer's President's letter in the Fall Newsletter.

There are going to be many many iris lovers in Portland and the Silent Auction would love to have any treasures you are ready to part with. As you clean out your closets

and files, keep anything that has anything to do with iris or gardening and donate it to AIS for the silent auction. Please mail the items to:

For UPS shipments, send to

AIS Silent Auction, c/o John Ludi  
35071 SE Hwy 211  
Boring OR 97009-9584

For USPS shipments, send to

AIS Silent Auction, c/o John Ludi  
PO Box 956  
Sandy OR 97055

Thank you very much for any donations to the basket and silent auction. I hope you all have wonderful successful shows and beautiful bloom!

# Iris Terms Word Search

By Peggy Cathey

T E C N A T S B U S E E M S L E S N Z E T B  
 A Z I S T A L K D P N Q G I T N N I R E B Y  
 G O D N E L B K E O V A Q L O I N O E N E A  
 B R O K E N T C V W N R J O E D G T F H N L  
 T V X T O X A E M E H C P O I C T M T I E N  
 P Y T V K L L W O I I S Y C C T T A A A B D  
 D B E L U T W M Z B U D A U D R P A V M D N  
 Y Y X H Y O A O Q K E P D Y W S Q E C K I F  
 F I T W N S M K M I H V S B E D S P N G N K  
 D O U M H E X R O O T S T Y L E A R H O C F  
 F I R B P O X A V X K X A Z L D T F A H R N  
 X O E C S O R A T A N I M U L K I L V E E H  
 F K T W S J R N F M I Q E K H N E S H C A Q  
 B X O C I I T L L A F N N B Q T E R Q N S M  
 F I C C G R B L T I A Q B P B L R V I U E L  
 U Y C A N B Z D Z U N R R U F F L E S O S N  
 R D T O A K R C D R A D M A T S A W U L A E  
 D A R E L A Z C R N W N Y O Q P U B L F G L  
 U X T T E O U N C X E C A S B A N D E D N L  
 K F X B C H R H T Y K F H S P A C E E A G E O

Amoena  
 Banded  
 Beard  
 Bicolor  
 Bitone  
 Blend  
 Branch  
 Broken  
 Bud  
 Fall

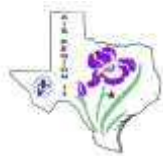
Fan  
 Flare  
 Flounce  
 Form  
 Haft  
 Horn  
 Increase  
 Lace  
 Leaves  
 Luminata

Neglecta  
 Novelty  
 Plicata  
 Pollen  
 Rhizome  
 Roots  
 Ruffles  
 Self  
 Signal  
 Spaceage

Spathe  
 Spoons  
 Stalk  
 Stamen  
 Standard  
 Stigma  
 Stylearm  
 Substance  
 Texture  
 Varigata



# Texas Commercial Iris Gardens



## Hillcrest Iris Gardens

3365 Northaven Road Dallas TX 75229 214-352-2191

[bjnhtn@aol.com](mailto:bjnhtn@aol.com)

[www.hillcrestiris.com](http://www.hillcrestiris.com)



Bonnie and Hooker Nichols hybridize many outstanding iris and introduce exceptional new iris every year. Louisiana, Spuria, and Bonnie's space age rebloomers along with miniature tall bearded grace a garden location that is spaced out so visitors have a chance to walk among the plants with ample space between the rows. Each row being over 200 feet long gives each person quite a workout when viewing the plantings. The Mesquite large garden has over 5,000 irises and over 1,000 new irises grow in the home garden at 3365 Northaven Road in Dallas. A journey to far northwest Dallas will find the home garden. The beautifully landscaped garden uses most of the lot to grow over 1,200 bearded and beardless irises, daylilies, roses, and various other types of flowers. Here you can evaluate the reselected Louisiana seedlings hybridized by Hooker Nichols. Through tried and true growing methods, the Nichols' have successfully bloomed nearly 100% of their annual Louisiana seedling crop.



## Seandel Iris Gardens

800 Purcell Drive Plano TX 75025 972-816-3418

[seandelirises@yahoo.com](mailto:seandelirises@yahoo.com)

Dell and Seann are growing a variety of interesting iris at their home in Plano. They started Seandel Iris Gardens in the early 1990's. Dell has over 1000 varieties growing on her corner city lot including tall bearded, border bearded, intermediate bearded, standard dwarf bearded, spuria, Louisiana, species, and aril and arilbred irises. Seandel Iris Gardens is an Aril Society International display garden for aril and arilbred irises." irises Her love for irises started in Connecticut, when at age 6, she saw some cast-offs growing along a stream, dug them up and took them home. She is currently a member of three local iris societies, an AIS judge, and is the Region 17 Judges training Chairperson.

## The Lab

1513 Ernie Lane Grand Prairie TX 75052



Tom Burseen, is a Vietnam War veteran and hybridizer of tall bearded irises at The Laboratory in Grand Prairie. He has 33 years of experience in hybridizing Tall Bearded Iris. "Tom is deaf, so he no longer uses a phone. Please correspond with him in writing. T.B.'s Place has lots of Tall Bearded iris. So does "T.B." stand for "Tall Bearded" or "Tom Burseen"? Well, whatever, each year Tom has many new introductions of his own fancy hybrids. T.B.'s catalog shows pictures of his new introductions. His catalog also has many other recent introductions.

**If anyone knows of other iris gardens that sell to the public, please give me the information and I will include it here for all our iris lovers!**